

Four-in-a-row



Instructions:

Take turns to put one coin in a square of your choice.

The winner is the first one to make four in a row which add to 10p.

Your row can be horizontal, vertical or diagonal.

Four-in-a-row




2-player game

The colour boards indicate player one and player two on the board.

Take turns to put one coin in a square of your choice.

The winner is the first one to make four in a row which add to 10p.

Your row can be horizontal, vertical or diagonal.



Four-in-a-row



Instructions:

Take turns to put one coin in a square of your choice.

The winner is the first one to make four in a row which add to 50p.

Your row can be horizontal, vertical or diagonal.

Four-in-a-row




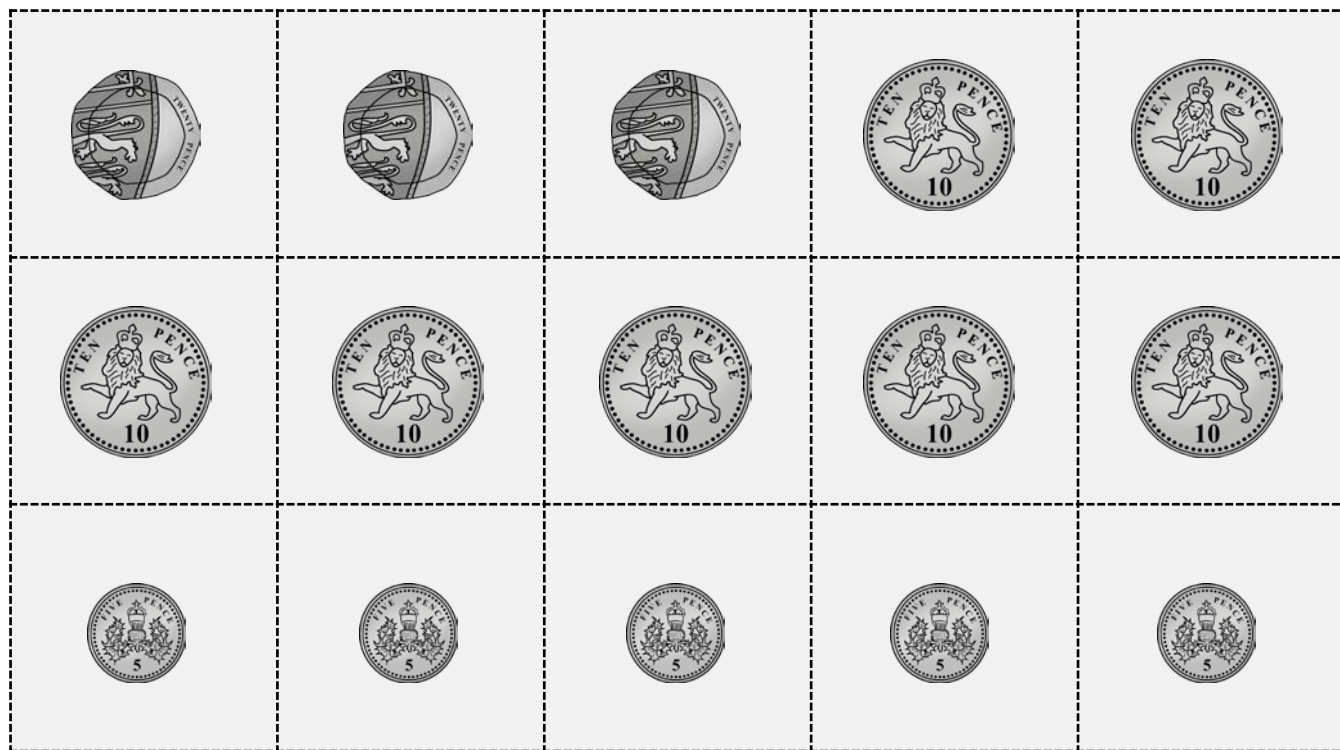
2-player game

The colour boards indicate player one and player two on the board.

Take turns to put one coin in a square of your choice.

The winner is the first one to make four in a row which add to 10p.

Your row can be horizontal, vertical or diagonal.



Four-in-a-row



Instructions:

Take turns to put one coin in a square of your choice.

The winner is the first one to make four in a row which add to £1.

Your row can be horizontal, vertical or diagonal.

Four-in-a-row



2-player game

The colour boards indicate player one and player two on the board.

Take turns to put one coin in a square of your choice.

The winner is the first one to make four in a row which add to 10p.

Your row can be horizontal, vertical or diagonal.



Example - Four-in-a-row

Player 1

Player 2