


Music Hub Activities Newsletter

Summer Term Week 6

Peter and The Wolf

Sergei Prokofiev (Russian, 1891-1953)



Key Stage 1

Guided Listening Activity

Watch the video of Peter and Wolf.

This is a lovely story telling you about a small boy called Peter. You may have already watched it and are now ready to look at the questions below. If you haven't seen it yet, watch it and enjoy the music and cartoon. When you watch it again you will be able to think about some of the things listed below.

<https://www.youtube.com/watch?v=Va8Uz6MoKLg>

1. Can you name the animals in the story?
2. Which animal do you like the best in the story?
3. Can you name any of the instruments used in the story?



Key Stage 2

Guided Listening Activity

Peter and the Wolf is a musical composition written in 1936. The narrator tells the story while instruments of the orchestra play the story. This type of composition is called a **Tone Poem**. The composer uses the different sounds (**Timbre**) and high and low notes (**Pitch**) to represent each animal.

<https://www.youtube.com/watch?v=9ueGfjBKbiE>

1. Which instrument do you think is best suited to the animal or person it represents?
2. Most of the instruments come from one section of the orchestra. Can you name the section?



iowmusic.org

*This resource has been made available thanks to
Isle of Wight Music Hub. All rights reserved.*

3. Do you think the composer chose the right instruments for each animal? Flute-bird, Duck-oboe, Cat-clarinet, French horns-wolf.
4. Which of the instruments do you like the best and why?

Key Stage 1

Practical Music Activity

Try and match the pictures of the instruments with the pictures of the animals. Draw a line to link the instrument to the animal.

Flute



The Cat



Horn



The Bird



Clarinet



The Duck



Oboe



The Wolf



iowmusic hub.org

*This resource has been made available thanks to
Isle of Wight Music Hub. All rights reserved.*

Key Stage 2




Practical Music Activity

Can you match up the characters or sounds in the piece with the instruments that play them? Draw a line to connect your answers.

<i>PETER</i>	<i>OBOE</i>
<i>THE HUNTERS' GUNS</i>	<i>FLUTE</i>
<i>THE DUCK</i>	<i>STRINGS</i>
<i>THE WOLF</i>	<i>CLARINET</i>
<i>GRANDPA</i>	<i>TIMPANI AND BASS DRUM</i>
<i>THE BIRD</i>	<i>HORNS</i>
<i>THE CAT</i>	<i>BASSOON</i>

Key Stage 1



Research Topic


Choose the instrument you like the best from Peter and the Wolf and draw a picture of it.



iowmusic hub.org

*This resource has been made available thanks to
Isle of Wight Music Hub. All rights reserved.*

Key Stage 2



Research Topic

Choose your favorite instrument used in Peter and The Wolf and draw a picture. Include as much detail of the instrument as possible

When you have drawn your picture write five things about the instrument. You may already know something about the instrument, but you may also need to look something up.

1.-----

2.-----

3.-----

4.-----

5.-----



iowmusic hub.org

*This resource has been made available thanks to
Isle of Wight Music Hub. All rights reserved.*

Key Stage 1

Creative Music Making

Using your knees and hands (body percussion) see if you can make a rhythm pattern that you think may frighten the wolf.

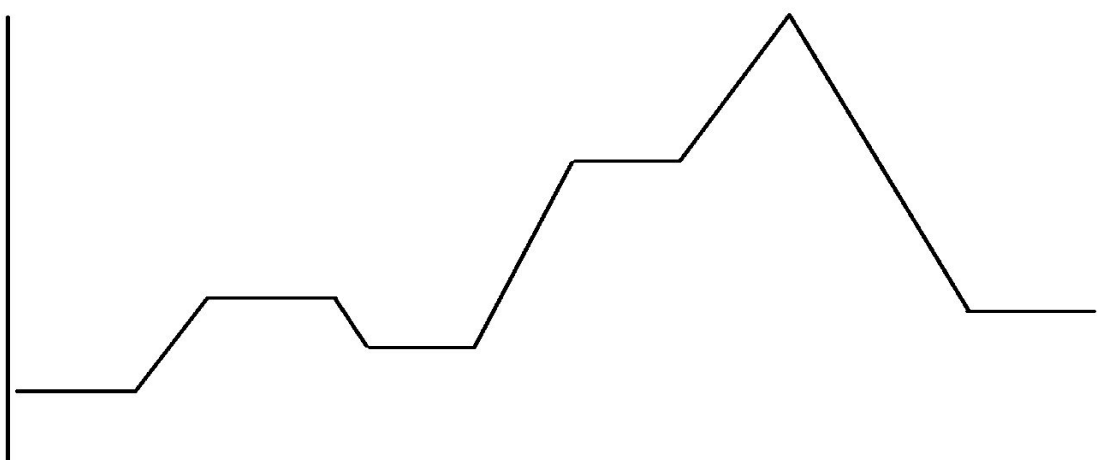


Key Stage 2

Creative Music Making

The story of Peter and The Wolf has some anxious moments when the tension in the music builds. On the next page is a chart of the tension and a list of events in the story. Writing on the chart put the event where you think it may be shown. It will start with the calm morning at the beginning and end with the hunters and Peter take the wolf to the zoo in a triumphant procession.



1. The calm morning at the beginning.
2. When the duck and bird are arguing and the cat sneaks up on them.
3. After the argument, Grandfather comes out and the morning is calmer again.
4. The wolf comes out and there is a chase where the duck gets caught.
5. Peter, the cat and the bird are up the tree working on a plan.
6. The bird flies around the wolf's head and the lasso gets closer and closer.
7. The wolf is caught.
8. The hunters and Peter take the wolf to the zoo in a triumphant procession.



Key Stage 1

Reading Music Activity

Pitch – Spell words




On the staff below are some notes which spell words. Underneath each note write the letters to spell the words. The first one has been done for you.



Key Stage 2

Reading Music Activity

Pitch – writing the letter names



Below is Peter's theme. Can you write the letter names underneath using the diagram above?
The first two notes have been done for you.



iowmusic hub.org

*This resource has been made available thanks to
Isle of Wight Music Hub. All rights reserved.*