

Week 2

1.

Number and Place Value
To compare and order numbers from 0 up to 100

2

Use the signs $>$ $<$ $=$ to make this true.

42 24



89 98



55 65

Order these numbers from the greatest to the smallest.

68	78	76	67	87	66
<input type="text"/>	<input type="text"/>	<input type="text"/>	<input type="text"/>	<input type="text"/>	<input type="text"/>

Use the signs $>$ $<$ $=$ to make this true.

masterthecenturians.co.uk

Week 2

2.

Number and Place Value
To recognise the place value of each digit in a two-digit number (tens, ones)

2

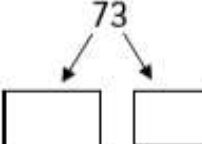
What is the value of the number underlined?

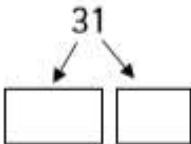
60 _____

99 _____

37 _____

Partition these numbers into tens and ones.

73 

31 



How many tens and ones are there in the following numbers?

72 ____ tens and ____ ones.

39 ____ tens and ____ ones.

44 ____ tens and ____ ones.

How many darts are there altogether?

masterthecenturians.co.uk

Week 2

3.

Number and Place Value
 To read and write numbers to at least 100 in numerals and words

★ 2

Write the numbers in words.

65

12

87

15

43

Write the numbers in numerals.

fifty - two

fourteen

thirty - eight

seventeen

eighty - three

What number is represented by the picture?
Write it in numerals and words.

numerals

words

masterthecurriculum.co.uk

Week 2

4.

Number and Place Value
 To identify, represent and estimate numbers using different representations, including a number line

★ 2

Write the number the pictures represent.

100s	10s	1s
●		

How would you represent the number 47?

Place the number 10 on the number lines below.

0

←

→

20

0


←

→



100



masterthecurriculum.co.uk



Number and Place Value
 use place value and number facts to solve problems



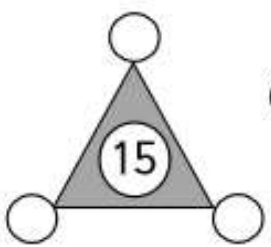
Solve the problem.

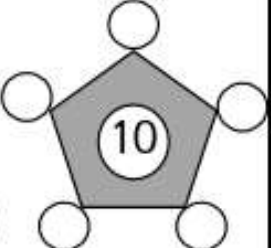

+

= 20


+

= 15

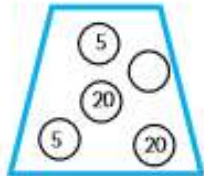

+

=

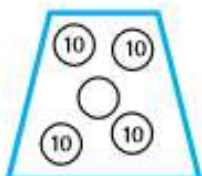
Each corner of the shape has to total the number in the middle. Each number for one shape has to be the same.
What are the missing numbers?





The numbers in each shape add up to 50.
Add the missing numbers.





masterthecurriculum.co.uk