

# THANKS FOR NOT PRINTING THIS PAGE!



Simply print from page 2 in your printing options, to avoid wasted paper and ink.

To find out more visit [www.twinkl.co.uk/eco](http://www.twinkl.co.uk/eco)



## Thanks for downloading and welcome to the twinkl family!

### If you love our resources, you'll love premium!

- Save valuable time- we know how precious time can be, so we've spent thousands of hours creating lovely resources, leaving you to focus on what's most important.
- All the tools and materials you will need to create an amazing learning environment for your little stars!
- The largest collection of premium resources on the web at less than 1p per resource!
- Find out more about Twinkl premium at [www.twinkl.co.uk/premium](http://www.twinkl.co.uk/premium)



### How to change the print size of this resource

- In your PDF reader, click the 'File' menu
- Select 'Print'
- Click the box next to 'Print Scaling' and select 'Multiple Pages Per Sheet'
- You will now have various options, which will enable you to print several pages on just one sheet of paper.

### A brief word about copyright...

By downloading this resource, you agree to the following:



Scan QR Code



You may use this resource for personal and/or classroom use only. We're more than happy for you to keep your own backup copy though.

In order to support us, we ask that you always acknowledge [www.twinkl.co.uk](http://www.twinkl.co.uk) as the source of the resource. If you love these resources, why not let others know about Twinkl?

You must not reproduce or share this resource with others in any form. They are more than welcome to download the resource directly from us.



You must not host or in any other way share our resources directly with others, without our prior written permission.

We also ask that this product is not used for commercial purposes and also that you do not alter the digital versions of our products in any way.

**We hope you enjoy the resource and we'll see you very soon! x**



[www.twinkl.co.uk](http://www.twinkl.co.uk)

© twinkl ltd

Date \_\_\_\_\_

Name \_\_\_\_\_



## ROBOT ADVENTURE STORY PLANNER

Which openers will you use?

**Who are Your Characters?** Sketch and Short Description

**Robot/Helper**

**Enemy**

Which ambitious words will you use?

MIN

MIN

**OPENING**

**BUILD UP**

**PROBLEM**

**RESOLUTION**

**ENDING**

Date \_\_\_\_\_

Name \_\_\_\_\_

## EXAMPLE ROBOT ADVENTURE STORY PLANNER


Which openers will you use?

Slowly  
Suddenly Staring...  
Nobody knew...  
Eventually...  
Never before...  
Faster than...


MIN

**Who are Your Characters?** Sketch and Short Description

**Robot/Helper**



**Enemy**




Which ambitious words will you use?

ponderous  
flickered  
jagged  
buried  
explanation  
whirling  
towering

MIN

### OPENING

Describe the setting and introduce the characters.




### BUILD UP

The characters get to know each other.  
How do the Robot Hero and the helper meet?  
What journey, quest or challenge do they face?  
Where do they go?



### PROBLEM

What happens?  
What goes wrong?



### RESOLUTION

What happens next?  
How do the characters respond?  
Do they make a plan?  
Does the plan work?



### ENDING

The problem is solved.  
How do the characters feel?

