

Year 2 Home Learning

for the week of 1st June 2020

Welcome back
after the
Half Term break.



You can find the activities for this week in sections in this powerpoint - with the links to tv programmes, video clips and information about the tasks.

There are maths challenge sheets on the Queensgate website and a powerpoint about the Features of the Seaside.

Have a look at the PE section in the 'Children' section of the website for ideas of games and activities you could do at home to help you keep active.

Quick Links:-

Bug Club – www.activelearnprimary.co.uk

Oxford Owl – www.oxfordowl.co.uk

PhonicsPlay - <https://new.phonicsplay.co.uk/>
(username: march20 password: home)

Discovery Education/Espresso -

<https://online.espresso.co.uk/espresso/login/Authn/UserPassword>
(login = Student16519 password = student)

Rock Stars – www.ttrockstars.com

Mental Maths Games - www.topmarks.co.uk

BBC Bitesize - <https://www.bbc.co.uk/bitesize/dailylessons>

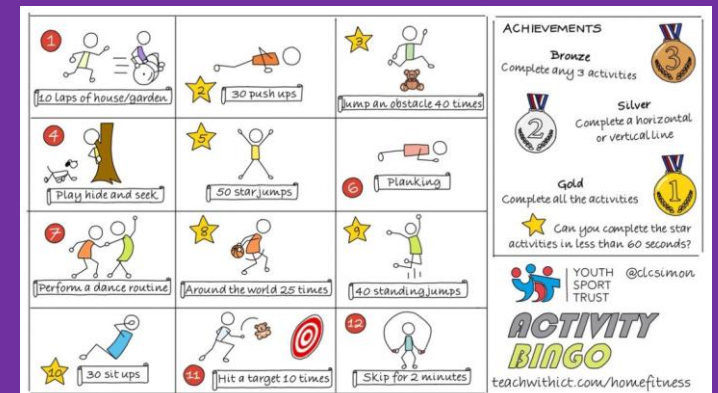
Top Marks - <https://www.topmarks.co.uk/maths-games/>

Internet safety

Please be aware that some of the video clips are on YouTube.
An adult should supervise any access to internet sites.

ACTIVITY BINGO

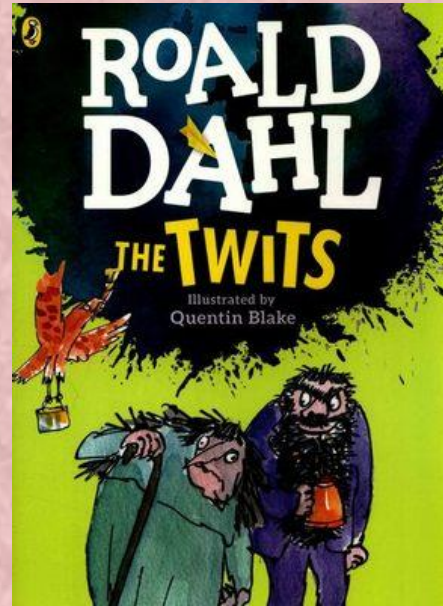
This is just one
of the PE ideas
you can find on
the website.



Reading Activities

Listen to Mrs Gibbins read the next chapter of The Twits - The great upside-down monkey house, @ <https://www.youtube.com/watch?v=GXPYcbvrtnl>

Then finish reading the book yourself or listen to it @ <https://www.youtube.com/watch?v=EgppUh8ukZ8>



You might like to watch the BBC Bitesize programme to help you explain why you like your favourite book.

<https://www.bbc.co.uk/bitesize/articles/zhqsf4j>

20 April: English

My favourite story

20 April - To talk about my favourite story and explain why I like it. Also to predict what 'The Magic Faraway Tree' might be about.

Remember to use **BugClub** for reading and comprehension.

Use the questions and ideas on the pages below to write a book review about The Twits.

Challenge:

- Write a book review of your favourite book, or a book you have read recently, to persuade a friend to read it.



Learn a song about The Twits

@ <https://www.youtube.com/watch?v=Rw43deEJiX4>

He's old and hairy and his beard's full of food,
He hates good manners 'cos he like to be rude.
His wife's fat and ugly with warts on her nose
And flies follow her wherever she goes.

*They're the Twits, they're the Twits,
They're a nasty smelly pair of old nits.
He's been growing his beard for most of his life.
He is dirty and greasy and so is his wife.*

Find the words to all the verses on the website.

My Book Review

Title: _____

Author: _____

Did you like the book?
Rate the book by colouring in the stars.

☆☆☆☆☆

What was your favourite part?

Draw your favourite scene from the book.

A Book Review by _____ Your star rating for this book ☆☆☆☆☆

Title: _____ Author: _____

Plot What happens? Are there any plot twists? Did you find the plot interesting?	Characters Who are the main characters? Who was your favourite character? Why?
Your opinion Did you like the book? What was your favourite part? Why?	Recommend Would you recommend the book to a friend? Why or why not?

A Book Review by: _____

Author Title	What did you like about the book?
What was the story about?	Would your friends like to read this book? @ Yes @ No @ Maybe
Who were the characters?	Why?
Your rating: _ _ /10	

Writing

Year 2 will be writing poetry

Wake up your imagination!



Close your eyes and ask your grown up to read the questions..

Imagine a star...

What colour is it?
Change it's colour...

Where is your star?



Now turn your ideas into a poem..

How is your star moving?
Is it twisting, twirling, floating, bouncing...

What is hanging from your star?

What does it say?

My Star Poems...

My star was red,

My star was running to the shops

A rocket was hanging from my star,

The rocket said " What am I doing here? "

By Jack 2018



My star was violet

My star was dancing in the starry sky


A piglet with wings was hanging from my star

The piglet said " I will help you fly through the night sky and light the way..."

By Katy 2018



Maths



Money Investigations

Draw the coins to show your solutions...

1. Katy wants to go to the fair. A ticket costs 20p. She only has 2p and 1p coins in her purse.

How many ways could Katy pay for her ticket?




Have you found **all** the solutions?
Can you prove it!

(The answer is in the golden envelope on the website. But don't look yet...!)

Remember to use
Rockstars and Hit the
Button to practise your
tables and mental maths.

Find the Mini Maths
and 10 Minute Maths
Challenges on the
Queensgate website.

Can you be **systematic**?
Look at this example for
making 5p in different ways



2. Tom wants to go to the fair. A ticket costs £20. He only has £5 notes and £2 coins.

Can you find at least 3 ways for him to pay?

Clue: $4 \times \square = £20$



You could look at these BBC Bitesize lessons about money for more practice.

27 April: Maths

Recognising coins

27 April - Learn about the shapes and values of coins.

<https://www.bbc.co.uk/bitesize/articles/z6tv382>

28 April: Maths

Using coins to make an amount

28 April - Learn about counting using coins.

<https://www.bbc.co.uk/bitesize/articles/zn4q7nb>

29 April: Maths

Compare amounts of money

29 April - Learn how to compare and order amounts of money.

<https://www.bbc.co.uk/bitesize/articles/zjxmxyx>

Topic - Beside the Seaside



You can see all these pictures and more – and find information about the activities, on the Queensgate website.

Here are some pictures of different seaside locations.

What features can you see?
What things are natural/physical?
What things are human/man-made?



Draw your own picture of a busy seaside and label all the things you might see there.

Seaside Sort



sand	sea	promenade
cliffs	coast	pier
shop	harbour	vegetation
beach	fairground	lighthouse

Draw a table like this to help you sort the key words:

Human	Physical


Can you add some more seaside words to your lists?

Success Criteria

- I can use key words to talk about the key features of the seaside.
- I can begin to say which features are 'human' and which are 'physical'.
- I can spot key features of seaside locations using aerial photographs.
- I can use my senses to say describing words about what I can see in aerial photographs.

Use these key words, and other geographical words, to write about what you can see in these seaside pictures.

Some of these pictures are aerial photos - taken from a plane or a drone.
Can you tell which?
Have a look at the photographs on the website.

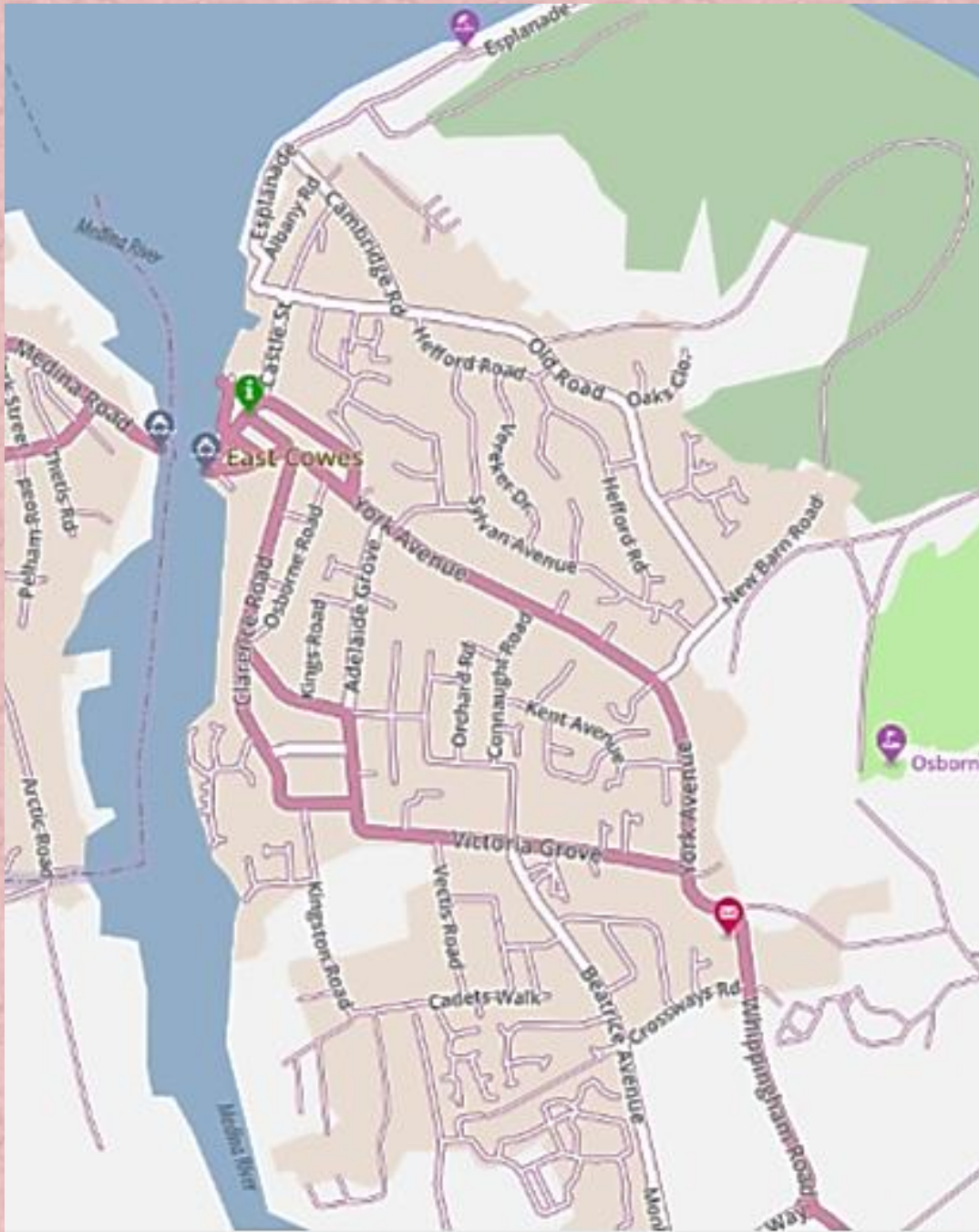


This a street plan of East Cowes.

Can you find where your home is? Not all the streets are named.

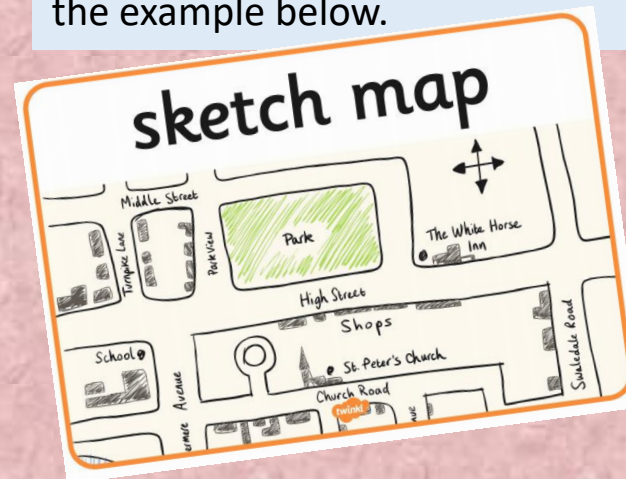
Have a look at the Powerpoint 'Routing Around' on the website to find out about planning routes around your local area.

For an explanation about maps, keys and how to use them go to BBC Bitesize 'Explain this...Maps' @ <https://www.bbc.co.uk/teach/class-clips-video/geography-ks1--ks2-maps/zdwhpg8>



Use the map of east Cowes to plan a route from your home, or the school, to the beach. Mark your starting point and the route on the map - or draw your own map in your book, like the example below.

This is an example of a key – pictures or symbols to explain what geographical features are in your area.



Record your own key to show the places you pass on your route to the beach.