

Year 2 Home Learning

for the week of 8th June 2020



👋 Hello again 👋

We have chosen some Seaside themed poems for you this week - some to read - and then for you to have a go at writing your own.

The maths topic is 3D shapes. Have a hunt at home to see how many items you can find for each shape.

There are a few more documents on the Queensgate website to help with your learning. They are larger versions of the activities on these pages, but may be easier to read. You can still record all your work in your book and you don't need to print them.

Quick Links: -

Bug Club – www.activelearnprimary.co.uk

Oxford Owl – www.oxfordowl.co.uk

PhonicsPlay - <https://new.phonicsplay.co.uk/>
(username: march20 password: home)

Discovery Education/Espresso -

<https://online.espresso.co.uk/espresso/login/Authn/UserPassword>
(login = Student16519 password = student)

Rock Stars – www.ttrockstars.com

Mental Maths Games - www.topmarks.co.uk

BBC Bitesize - <https://www.bbc.co.uk/bitesize/dailylessons>


Top Marks - <https://www.topmarks.co.uk/maths-games/>

Internet safety

Please be aware that some of the video clips are on YouTube.
An adult should supervise any access to internet sites.

There are 2 seaside activities on the website.

Can you correctly spell all the words on the I Spy picture?
Use a dictionary – or a grown-up, to check.



Reading Activities

Read **The Sound Keeper** poem.

(The poem & the questions are also on the school website).

- Answer the questions in your book.

The Sound Keeper

I read a book this morning
With photos of the past;
Of memories when I was young,
And sounds that always last.

The pictures were of holidays,
The pictures were of me,
But the ones that I remembered best
Were right beside the sea.


The crying of the seagulls,
The laughter in the air,
The hum of all the people,
And the music of the fair.

The slurp of drippy ice cream,
The fizz of cola pop,
Applying sun cream to my back,
Slippy, slappy, slop.

The whooshing of the pebbles,
The crashing of the waves,
The gurgling and rushing
Of the water in the caves.

The sound of my legs splashing,
Swimming in the sea,
Dad is paddling to my left
And Mum is here with me.

I read a book this morning,
The sounds, they always last.
It keeps them there, fresh like new,
Memories of my past.



The Sound Keeper Questions

1. When did the person in the poem read the book? Tick one.

- ☐ in the morning
- ☐ last night
- ☐ Saturday

2. But the ones that I heard best
Were right beside the _____

What comes next? Tick one.

- ☐ school
- ☐ house
- ☐ sea

3. What was drippy? Tick one.

- ☐ sweets
- ☐ ice cream
- ☐ seagulls

4. Where was Mum? Tick one.

- ☐ on the Moon
- ☐ reading a book
- ☐ here with me

5. What does the book do to the sounds? Tick one

- ☐ keeps them there
- ☐ takes them away
- ☐ makes them go quiet

The Sound Keeper Questions

1. What were the pictures of? Tick two.

- ☐ holidays
- ☐ seagulls
- ☐ me
- ☐ Grandpa

2. The crying of the seagulls

What other word could the poet have used instead of crying to show how the seagulls sounded?

3. What two sounds did the ice cream and cola pop make?

4. What happened when the water hit the rocks?

5. Number the events below to show the order in which they happen in the poem. The first one has been done for you.

- ☐ pebbles whoosh
- ☐ Dad paddles
- ☒ 1 seagulls cry
- ☐ sun cream slops
- ☐ legs splash

6. I read a book this morning

The sounds, they always last

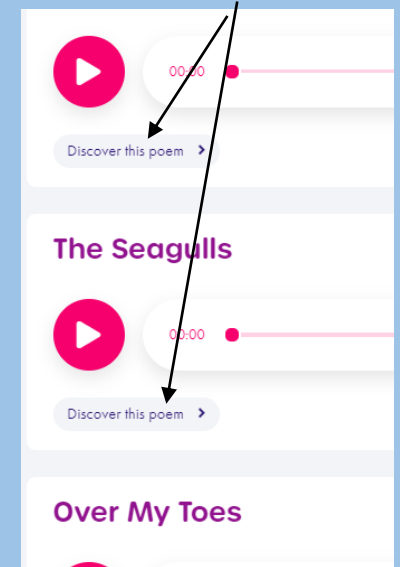
It keeps them there, fresh like new
Memories of my past.

What type of book is it and how do you think it can keep the sounds fresh like new?

Remember
to use BugClub
for reading and
comprehension.

Listen to some -
'Under the sea' poems @
<https://childrens.poetryarchive.org/collections/under-the-sea/>

Choose the poem you would like to listen to and then click on - 'Discover this poem' to find the words.



Did you know Roald Dahl wrote poetry?

Find his
Revolting Rhymes
here @

<https://www.youtube.com/watch?v=q738kKFuhgM>



You can listen to
lots of poems about
different themes -
and find out about
different poets @
<https://childrens.poetryarchive.org/>



Singular = one of a thing
Plural = more than one

Singular

owl 

Plural

owls 

torch 

torches 

Follow the rules and change
the singular to the plural.
*Use your best
handwriting!*

RULE 1

For most words you just need
to add s
e.g. boy = boys

Just add -s

Singular

Plural

shoe =

pencil =

table =

RULE 2

If words end in s, sh, ch
or x then add es
e.g. box = boxes

Just add -es

Singular

Plural

witch =

fox =

wish =

glass =

RULE 3

If words end in the
consonant y then change
the y to an i and add es

**Change the
y to an i
and add -es**

RULE 4

If words end in a vowel + y
then just add s
e.g. key = keys

RULE 5

If words end in f or fe then
change the f to ves
e.g. half = halves

Singular

Plural

story =

baby =

army =

Singular

Plural

monkey =

donkey =

key =

Singular

Plural

knife =

wolf =

shelf =

Writing

Shape poems

Step 1

Choose something from the seaside...

It could be from a rock pool -
- a shell, pebble, starfish, the
waves, seaweed...

Step 2

Create a word bank of adjectives and
phrases to describe your choice.

- Use the Fantastics



I like making shapes with my poems.

When you are writing a poem you can make
patterns on the page with the words.

Step 3

Gather and play with words to
write the lines of your poem...

Step 4

Draw your shape and create
your poem...



Writing

Shape poems

Step 1 The Crab



WAGOLL

Step 2

Adjectives and phrases to describe my choice...

Glistening green

Black beady eyes glaring at me!

Scurrying like an alien ship with claws

angry

Hiding and waiting

snipping

Step 3

Gather and organise and move the words to form a poem you like...

The Crab

Glistening green

Hiding and waiting

Black beady eyes glaring at me!

Snipping Snip! Snip! Snip!

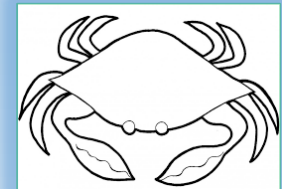
Scurrying like an alien ship with claws!

Run!!!

By Mrs Arnell

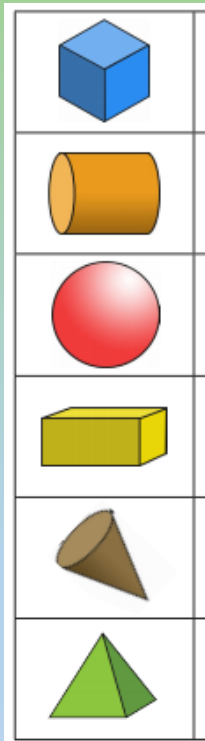
Step 4

Draw your shape and create a shape poem...



Maths - 3D Shapes

Can you match these 3D shapes to their names?



Sphere

Cuboid

Cube


**Square-Based
Pyramid**

Cylinder

Cone

What are
3D Shapes?

3D shapes are any
solid shape



Take a look at the BBC Bitesize video clips about
3D shapes @

<https://www.bbc.co.uk/bitesize/topics/zjv39j6>



Follow the links to explore clips about lots of
different shapes and where you can find them.

Find the Mini Maths
and 10 Minute Maths
Challenges on the
Queensgate website.

Remember to use
Rockstars
and Hit the Button
to practise your tables
and mental maths.

Can you describe 3D shapes by their
properties?

- Number of faces
- Number of edges
- Number of vertices

Find out about the properties of 3D
shapes here @













<https://www.youtube.com/watch?v=3nLpD6bE4fE>

and then add the information to the
descriptions for each shape.

You can draw and record this in your book.

Challenge:

How many objects can you find around your home for each of
the 3D shapes? Arrange them in groups and send us a photo!

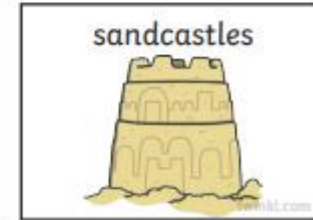
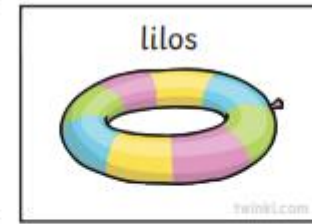


It looks like...	It looks like...	It looks like...	It looks like...	It looks like...	It looks like...
					
It has... <input type="checkbox"/> edges <input type="checkbox"/> vertices <input type="checkbox"/> faces	It has... <input type="checkbox"/> edges <input type="checkbox"/> vertices <input type="checkbox"/> faces	It has... <input type="checkbox"/> edges <input type="checkbox"/> vertices <input type="checkbox"/> faces	It has... <input type="checkbox"/> edges <input type="checkbox"/> vertices <input type="checkbox"/> faces	It has... <input type="checkbox"/> edges <input type="checkbox"/> vertices <input type="checkbox"/> faces	It has... <input type="checkbox"/> edges <input type="checkbox"/> vertices <input type="checkbox"/> faces
					

Topic

In History we are learning about Seaside Holidays from the past...

Task

Look at the pictures and sort the activities into Past and Present. The pictures are on the website. Or you can write and do some of your own drawings.



Past	Present

Topic

How did people travel to the seaside?

How would you choose to travel? I would choose to travel by ____ because ____
Imagine and describe what it was like on your transport...

Watch Magic Grandad on you tube to find out more about the sea side in Victorian times
<https://www.youtube.com/watch?v=RZIL77ZfXkl>

kl




More than a hundred years ago visiting the seaside became very popular. People went for a day out.

They travelled by steam train or paddle steamer.

Piers were built so that people could get on and off the paddle steamer.

Most people travelled by train to get to the seaside

Steam locomotive of the London Brighton and South Coast Railway, c1906



Horse drawn brakes and open topped buses- also called charabancs



Using maps, understanding map symbols

What are map symbols?



Can you find these symbols on the map below?



Map Symbols

Map symbols are a quick and easy way to show us what different things or places can be found in an area such as:



Photographs or writing would take up too much space and be too confusing on a map!



Map Symbol Match Up

nature reserve	river	national boundary line	theme/pleasure park	visitor's centre
camp site	station	place of worship	main road	level crossing
cycle trail	motorway	wind turbine	multiple track railway line	picnic site

Can you match the symbol to the correct label?
Record your answers in your book.

Different Symbols



Have a look at the 'Map Symbols' powerpoint on the Queensgate website ...



...and the 'Map Symbols Posters' to check what the symbols mean.

Spot the Map Symbols

Here is a map of the Ryde area.

You can find a larger version on the Queensgate website or @...
https://cdn.shopify.com/s/files/1/0235/2253/products/6_ed1522d1-2162-415a-8a5f-d980770345d6_1024x1024.jpg?v=1485349155

How many symbols can you find in 1 minute?

How many train stations can you find?

How many churches can you find?

Are there any you don't recognise?
Ask a grown-up to help you find out what they mean?

