

Year 2 Home Learning

for the week of 29th June 2020



Wow! What a super, sunny week we've just had.

Our PE focus for this Half Term is athletics.



How can you practise your running, jumping and throwing skills in your garden, at the beach or in the park?

How about some throwing games with targets?

Or challenge yourself to see how high or how far you can jump? What about a race against someone in your family?

Or with a timer?

Check out the PE section under the Children tab on the school website for some ideas and instructions for games and activities.



Climb the Ladder
Home Physical Education

How to play:

- Place 3 targets on the floor in a line, 1m away from each other.
- Using a small object can you throw the object and hit the first target.
- When you have hit the first target, only then can you move onto the next target.
- How many throws does it take to hit all 3 targets?
- If you are playing against a partner, the first player to hit all 3 targets is the winner.

Can you be honest and only try target 2 when you've hit target 1?

Can you keep trying even if you miss the target?

This week we are continuing with work around the story 'Grandad's Secret Giant'. We're practising finding change in maths and finding out about Punch and Judy shows as part of the Seaside topic.

Have a lovely week.

Quick Links: -

Bug Club – www.activelearnprimary.co.uk

Oxford Owl – www.oxfordowl.co.uk

PhonicsPlay - <https://new.phonicsplay.co.uk/>
(username: march20 password: home)

Discovery Education/Espresso -

<https://online.espresso.co.uk/espresso/login/Authn/UserPassword>
(login = Student16519 password = student)

Rock Stars – www.ttrockstars.com

Mental Maths Games - www.topmarks.co.uk

BBC Bitesize - <https://www.bbc.co.uk/bitesize/dailylessons>

Top Marks - <https://www.topmarks.co.uk/maths-games/>

Internet safety

Please be aware that some of the video clips are on YouTube.
An adult should supervise any access to internet sites.

One important way to stop spreading the virus is to wash your hands properly and often.
Find the NHS video here @ <https://www.nhs.uk/live-well/healthy-body/best-way-to-wash-your-hands/>
You should wash your hands for the amount of time it takes to sing "Happy Birthday" twice (around 20 seconds).



Reading Activities

Max has a key to a very special box – the Night Box. When it is time for the Night to begin, Max opens the box and lets Night out and Day goes back inside.

As you watch and listen to this story, think about –

- What is Night doing?
- How does Night move?
- How big do you think Night is?

Follow this link to the BBC Bitesize reading lesson.
<https://www.bbc.co.uk/bitesize/articles/zj6qmfr>

Extract 1

Darkness tumbles into the air. It dances and whirls around the room. It goes under the bed, under the chair - everywhere!

'Hello, Night!' laughs Max.

Night is mischievous! It chases blue, white, pink and green away.

Max presses his ear to the darkness. Night turns tiny sounds up LOUD.

Just a plink! That's all. Just a drip, not a waterfall!

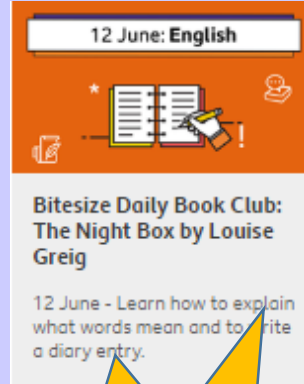

Just a tap on the windowpane. Just a little branch as gentle as rain, nothing more.

Just the tinkle of a bell then a prrrrr- not a lion! It's a kitten!

Max holds on tight as darkness swirls and spills like ink into the world. Night is huge. It can hold a house. And a pond, and a forest.

A mountain, and a whale, even an ocean too!

Night soars, streams, stretches up to the sky like a kite and suddenly a thousand stars sparkle and fizz, shine and spin. This way, they say to a swan. Where is she going? She beats her strong white wings and honks one word - home.



Remember to use BugClub for reading and comprehension.

There are full page copies of the text extracts and the activities on the website.
Record your answers in your book.

Extract 2

Night is gentle. It floats down to the ground like a feather. It covers a fawn, asleep with her mother. Night is brave. Leave them in peace, Night warns.

Night shakes itself into the trees. Come badger! Come mole! Come owl! Come fox! Let's play!

And out of the shadows they snout and snuffle, leap and swoop.

Night gives a moon to a pond. And a mole to a goose! Now a rose has a fox. And a kitten? She has the milk!

Everything has something in the dark. The branch has an owl, and the wall has a tree, and Max has a bear and a soft, warm bed.

Night is kind. Night stays in Max's room, silent and strong all night long, to hold in its arms a bear and a boy.

But Night gets sleepy too. Goodnight me, it sighs to itself. My job is done. It is time to return.

And when Night falls asleep...

Max opens the box and WHOOSH! Night slips inside as Day sweeps out.

Day breathes into the leaves, quiet flies out of the trees, yellow rises from the rooftops. And a new song begins.

Read or watch the first and second extracts again.

The writer makes Night and Day sound like real people - this is called **personification**. That is why the writer gives Night and Day a capital letter to start their names.

Can you find five examples of how the writer makes Night or Day seem like a person?

You might want to record them in a table.

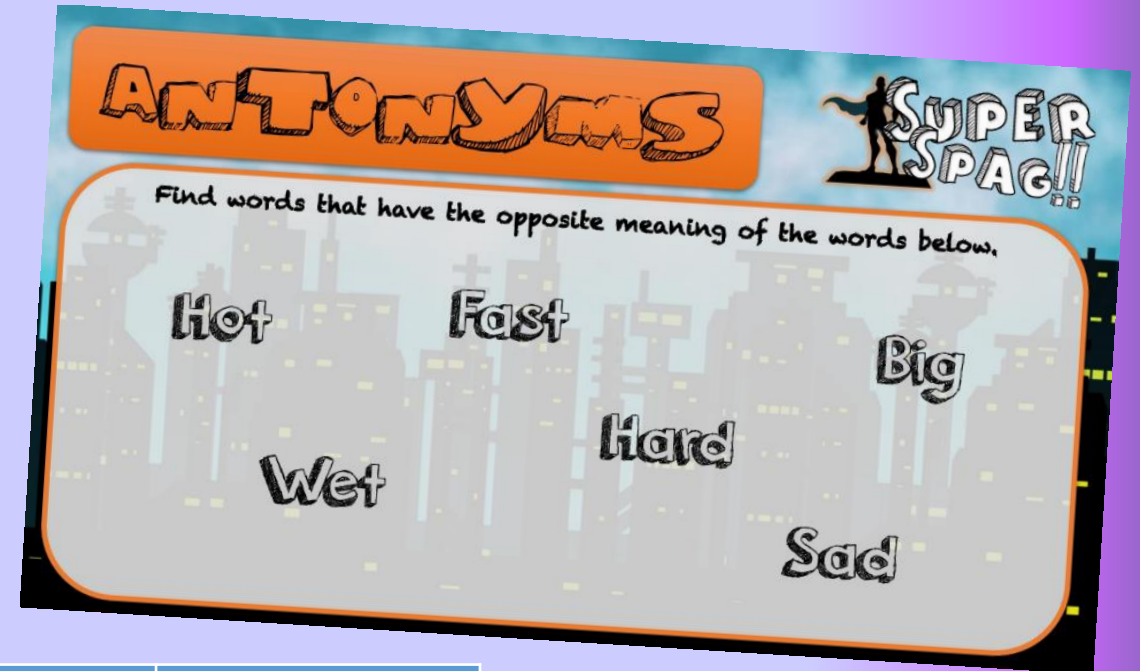
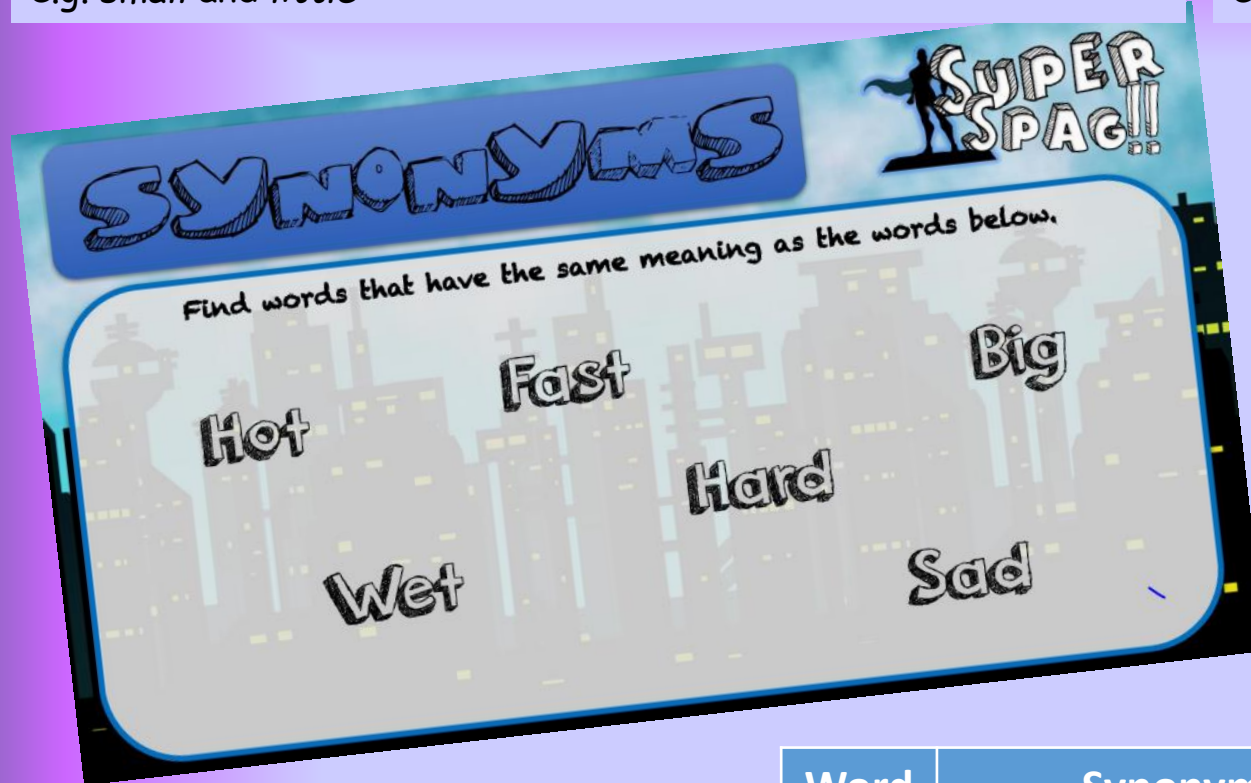
Example From The Text	How This Makes Night Or Day Sound Like A Person
1. <i>Night chases blue, white, pink and green away.</i>	The word 'chases' makes it seem like Night is running and chasing the colours.
2.	
3.	
4.	
5.	

You can listen to and watch the whole story being read on YouTube @ <https://www.youtube.com/watch?v=FKK6tciU8IU>

1. Read or watch the first extract again. What do we find out about Night and darkness?
2. Decide on the three most important jobs that Night does.
3. Write out the three most important jobs. Call your list 'Top three jobs that Night does'.

Synonyms - words that have the same meaning
e.g. *small* and *little*

Antonyms - words that have the opposite meaning
e.g. *tall* and *short*



How many different synonyms
can you think of for each verb?
Create a table in your book to
record your answers.

Word	Synonyms	Antonym
hot		
fast		
wet		

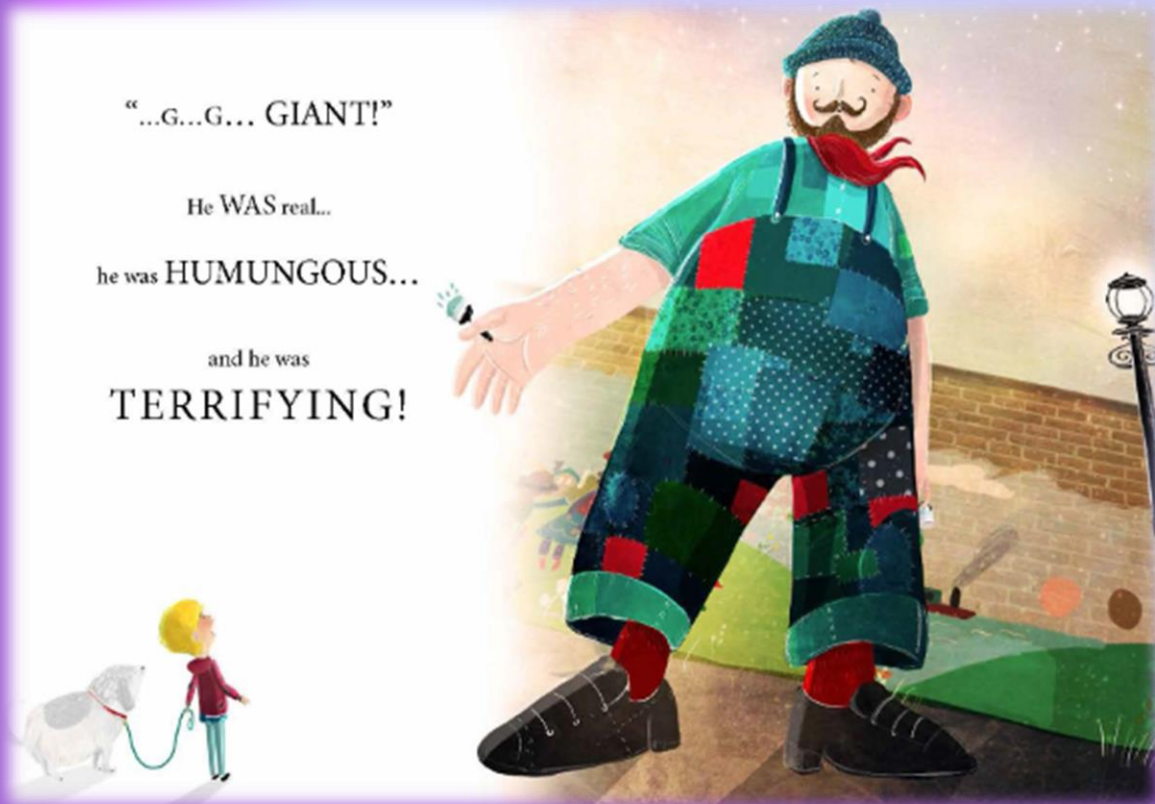
Challenge:

Choose 5 more verbs to add
to your table and find some
synonyms and an antonym.

Grandad's Secret Giant

“ One night Murphy wouldn't stop barking. So Billy decide to take him for a walk to prove, once and for all, that Grandad's secret Giant wasn't real.”

This picture shows what Billy saw when he went out that night... He was so scared he ran away.



This Weeks Writing Success...

- * Use Yr 2 punctuation __ . __ ! commas , ?
possessive apostrophe Giant's
- * Use past tense verbs __ ed

Task 1

In the book the Grandad uses similes to describe how big the giant is;

The Giant's legs are as tall a drainpipes.

His feet are as big as rowing boats.

Write 3 of your own similes to describe the Giant.

The Giant's legs are as tall as ____ . His feet are as big as ____ ! His ____ are as ____ as

Creative Task

Draw your own Giant and label 4 nouns with adjectives

eg Patchwork dungarees

A blue fluffy hat.



Billy ran out
of the Giant's
shadow

Pre-positions
in on under over
behind past

"Billy was so scared he ran away
as fast as he could."

"Maybe this was what Grandad
meant when he said people were
scared of things that were different."

Task 3

Collect 3 verbs and pre-positions
to describe how Billy escaped from
the Giant.

Task 4

Write Billy's escape as a 3 verb
action sentence.



Billy ran out of the Giant's shadow,
jumped over a gate and dashed around
the corner!

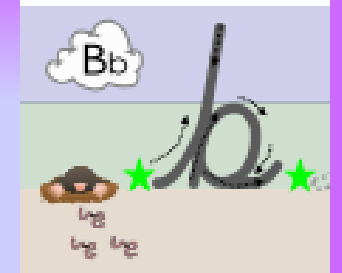
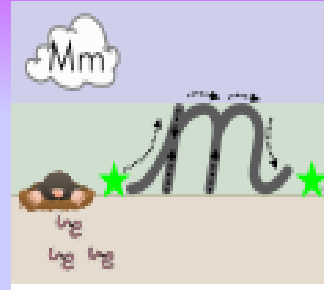


He jumped
over a _____

Billy dashed

**Task 4 Now write this part of the story
WAGOLL**

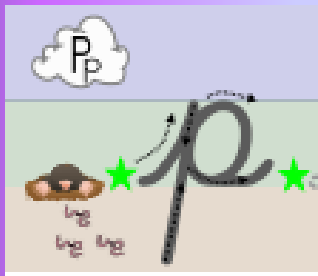
Billy stared up at the Giant. His legs were as
tall as lampposts and his shoes were as wide
as a car. He was Humungous! Billy was
terrified! He ran out of the Giant's shadow,
jumped over a gate and darted round the
corner. But now he felt _____. What had
he done?



Handwriting Practise



no not
me men
he hop
been bump
up under



The next morning Billy woke up at dawn. He tried to go back to sleep. But Murphy would not stop barking.



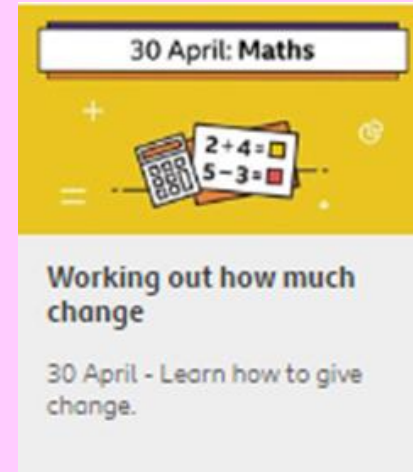
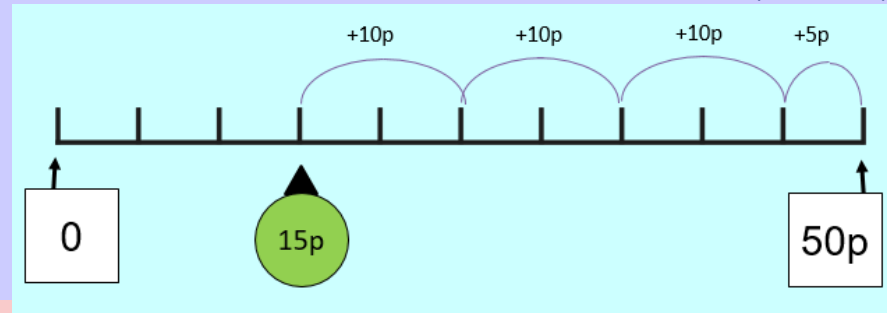
Maths

Money - Giving change



To work out how much change you get, you need to find the difference between the amount of money you have and the amount you spend.


To find the difference, we count on.
So - if we spend 15p on a sweet and we pay with a 50p coin
the number sentence looks like this -
 $50p - 15p = ?$
and we use a number line to count on from 15p to 50p.



Find the BBC Bitesize lesson about working out how much change @ www.bbc.co.uk/bitesize/articles/z6gthbk

How much change from 50p?

I have 50p and buy a chew sweet for 15p. How much change will I get?




Challenge: Which coins could you get?

challenge answer

Find this powerpoint on the school website or Twinkl to practise finding the difference and giving change.

**** Parents - you will need to hide the answers if you use the version on the school website.**

Giving Change up to £1



Find more questions like these on the website. Choose the pages that challenge you. Draw a number line to show the jumps and draw the coins you would get in your change.

Maths

Money - Giving change



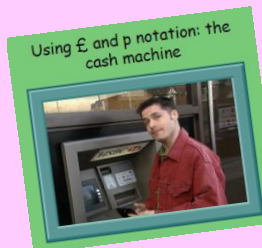
Use Rockstars
and Hit the Button
to practise your tables
and mental maths.



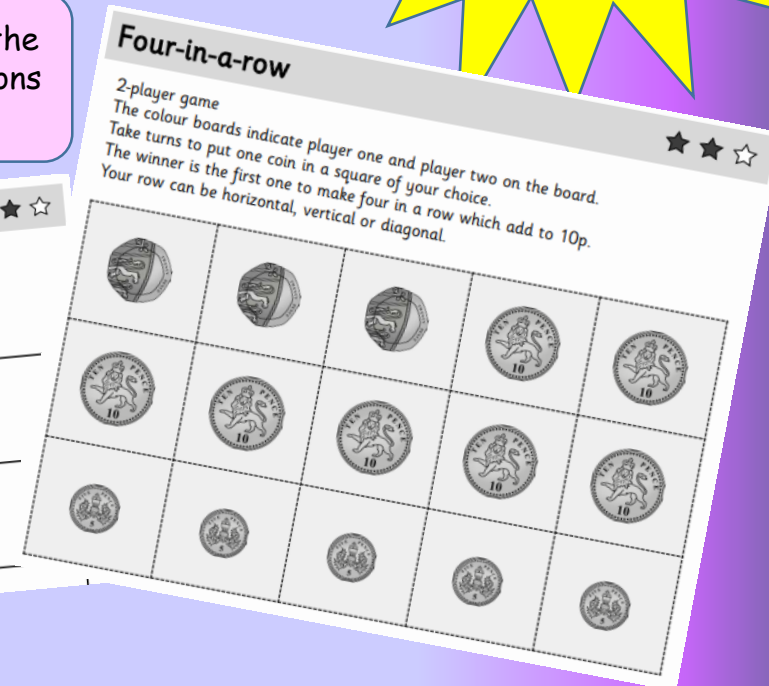
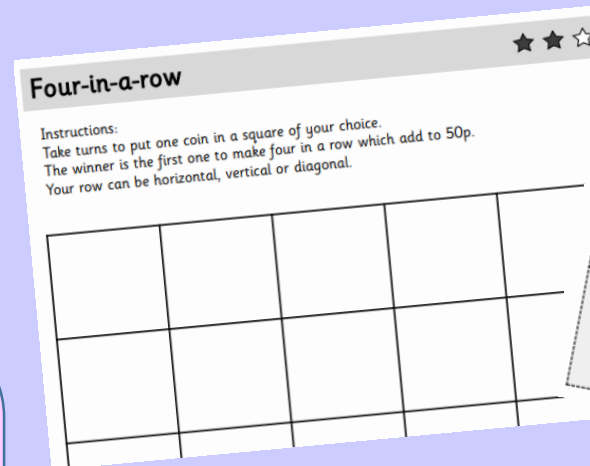
Find the **Money** section in KS1 Maths on
Discovery Education / Espresso @

https://central.espresso.co.uk/espresso/primary_uk/subject/module/frontscreen/item849256/grade1/index.html

and use the tabs to select the videos, online activities & printable
worksheets you would like to use.



You can find the templates on the
website to play different versions
of this game.



Challenge:

- Go shopping - either to a real shop or make your own shop at home.
- How much does each item cost? Make some price tags.
- How much money have you got to spend?
- Which items do you need to buy? How much do they cost altogether?
- How much change will you get?

Practise with a grown up and record some of your answers in your book.

Topic - Entertainment


Punch and Judy

Lets find out some facts
about the history of Punch
and Judy shows...

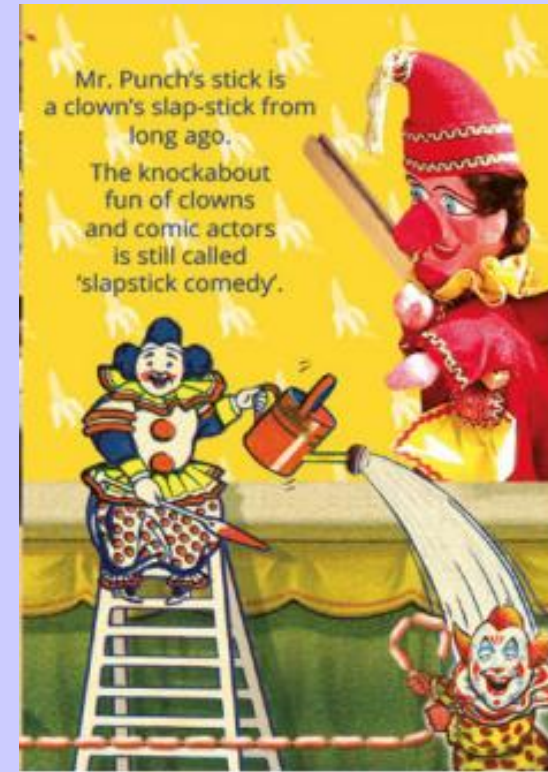
Where have
you seen
Samuel Pepys
before?



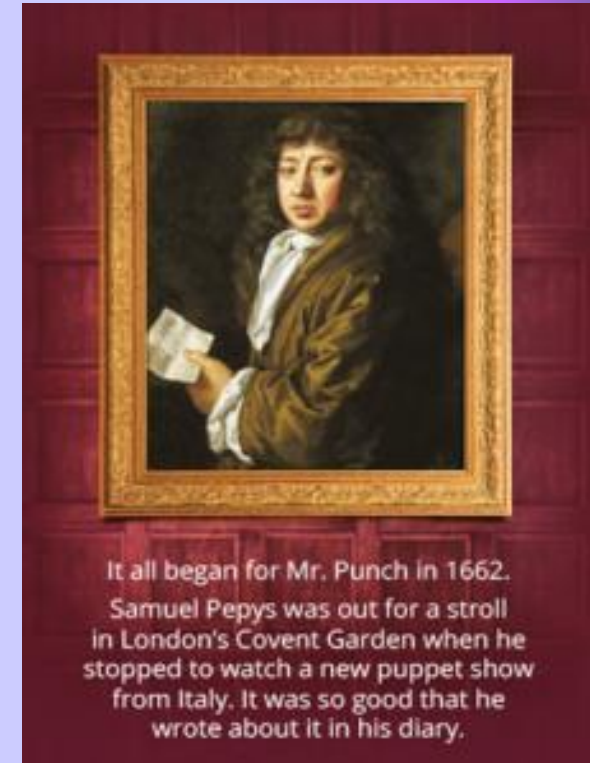
350 years old. Originally a clown-like character 'Pulcinella' from Italy. This means 'Little Chicken!'




Punch changed from being a string puppet to a hand puppet.



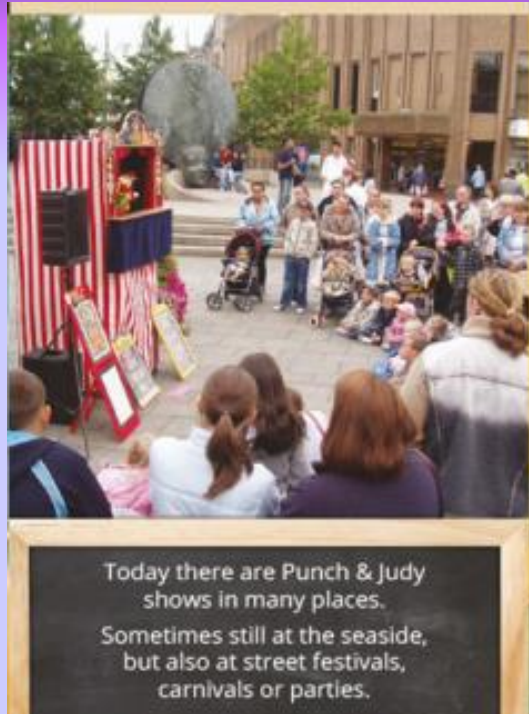
Mr. Punch makes us laugh by whacking people with a special stick. It is made of two pieces of wood that smack together and make a big noise!



We will find out about the other characters next week..




That's the way to do it!



JOEY THE CLOWN.

He is Mr. Punch's friend – who also plays tricks on him. Joey is named after the famous English pantomime clown superstar Joey Grimaldi from 1800. One of Grimaldi's famous acts involved him stealing sausages. That seems to be how sausages made their way into the Punch & Judy show.

The crocodile became part of the show because of the Victorian interest in exotic animals and zoos.



Quick Quiz!

Play with your grown up. Who gets the answer first?

1. What type of puppet was Punch to start with?
2. What country did punch come from?
3. What does Pulcinella mean?
4. What does Punch use to make a loud slap noise?
5. What trick did Joey the clown play with food?
6. Why did a crocodile become part of the show?



Islands Everywhere

We are very lucky to live on the beautiful Isle of Wight, but...

What is an Island?

How could we describe islands?

How is an island different from the mainland?

How do people get to an island?

What types of transport would be used to get to the island?

What transport would be used on the island itself?

Task:

In your books, tell us -

- What you like about living on the Isle of Wight.
- What do you not like?
- What would be the same if you lived on the mainland?
- What would be different?

Did you know...
Great Britain is an island?
So is Ireland.



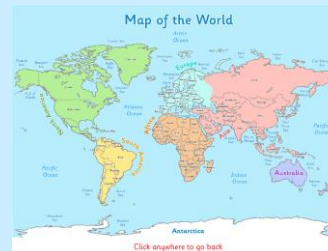
Find this powerpoint on the school website to investigate islands of the UK and around the world.



Follow the link in the ppt
<https://www.youtube.com/watch?v=mPtR9wk-7Z4>
to find out more about the Orkneys, islands off the coast of Scotland.

Challenge:

Use an atlas or a world map.
Can you find other islands around the world?



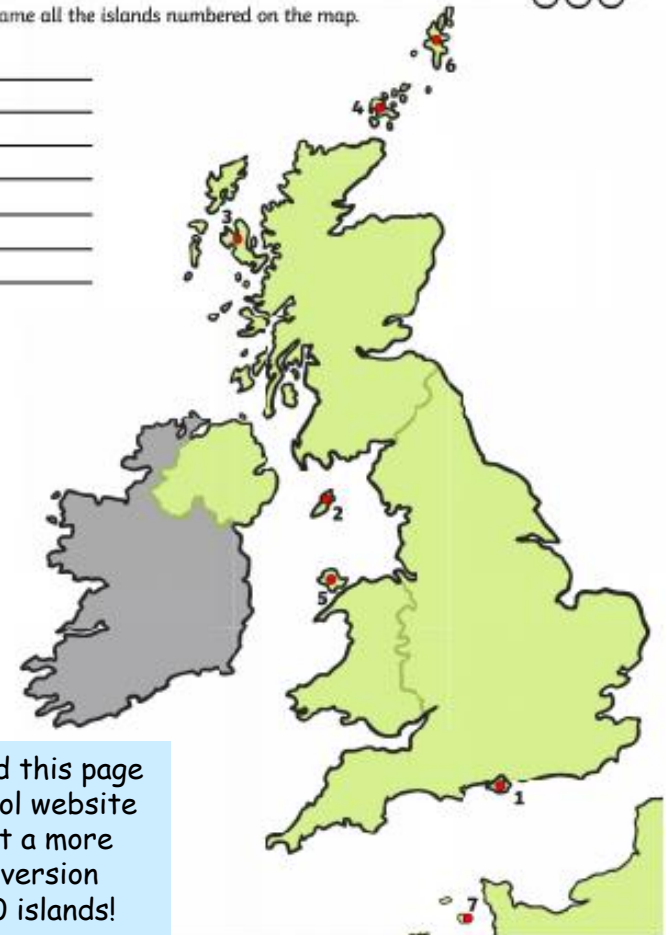
Task:

Use an atlas, or a mapping app, to find out the names of the islands numbered on this map.

Locating Islands

Use an atlas to name all the islands numbered on the map.

1. I _____
2. I _____
3. S _____
4. O _____
5. A _____
6. S _____
7. J _____



You can find this page on the school website or check out a more challenging version and name 10 islands!

Science - Parts of the Body and Changes

Watch this online lesson @
<https://stemlearning.wistia.com/medias/zeoexfh77o> to explore the different parts of the human body and discover what jobs they do.



KS1
Animals Including
Humans:
Parts of the Body

You can find the worksheet linked to this lesson on the school website.

There are lots of video clips on BBC Bitesize to help you investigate the parts of the body and how humans change as they get older.

Follow the links below - and choose others from the BBC links on their website.



What are the parts of the body?
<https://www.bbc.co.uk/bitesize/topics/z9yycdm/articles/zqhbr82>



An introduction to the major organs
<https://www.bbc.co.uk/bitesize/clips/zsw39q>



Growth and change
<https://www.bbc.co.uk/bitesize/clips/z4tmhyc>



How we change as we grow older
<https://www.bbc.co.uk/bitesize/clips/zt7w2hv>