



Pets Bar Graph


Some children were asked about their favourite pet. Complete the bar graph using the information below and then answer the questions about the graph.



Questions

1. How many children took part in the survey? _____

2. Which animal is the most popular? Colour the picture of the animal which occurred the most.



3. Which animal is the least popular? Colour the picture of the animal which occurred the least.

