




KS1

Continuous Cursive Letter Formation

Name: _____




twinkl











The Letter 'a'

Whoosh in and round you go. Up and down and kick out **a**'s toe.



Find the letter **a** in the words below and draw a circle around them. Using your finger, draw the letter **a** in the air.

 axe	 arrow	 ankle	 cat
 small	 tray	 plane	 snail

Now carefully write out six lines of the letter 'a'.

a a a a a a a a a a a a a a a


a a a a a a a a a a a a a a a

a a a a a a a a a a a a a a a

a a a a a a a a a a a a a a a

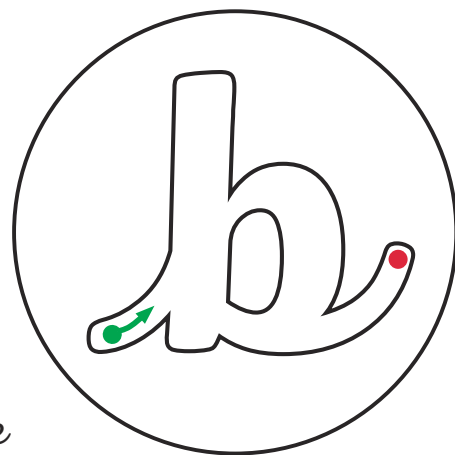
a

a











The Letter 'b'

Whoosh in and up tall and back down. Then halfway up and all the way round. Add a lead at the end so **b** can join onto a friend.




Find the letter **b** in the words below and draw a circle around them. Using your finger, draw the letter **b** in the air.

 <p>book</p>	 <p>boat</p>	 <p>sob</p>	 <p>crab</p>
 <p>globe</p>	 <p>robot</p>	 <p>baby</p>	 <p>boil</p>

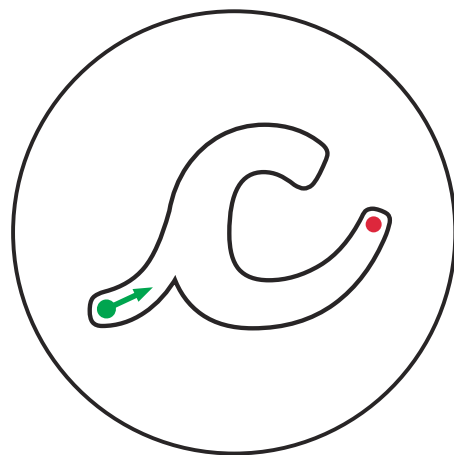
Now carefully write out six lines of the letter 'b'.

Tracing practice lines for the cursive letter 'b'. The first two rows show the letter 'b' with green arrows indicating stroke direction. The next four rows show the letter 'b' in a light grey font for tracing. The final two rows are empty for independent practice.











The Letter 'c'

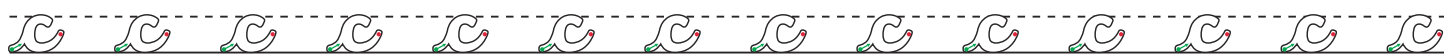
Whoosh in and curl the **c**.
C joins other letters easily.




Find the letter **c** in the words below and draw a circle around them. Using your finger, draw the letter **c** in the air.

Now carefully write out six lines of the letter 'c'.

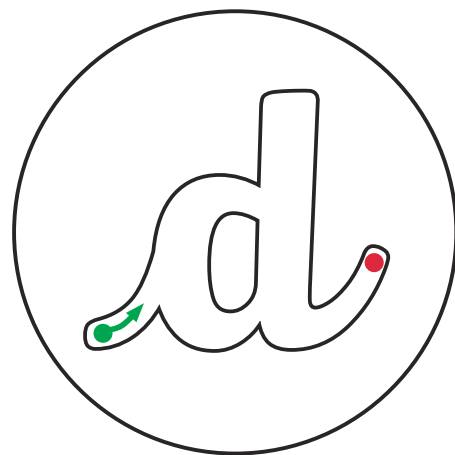
			
cheese	race	cat	watch
			
cup	cake	crash	clown






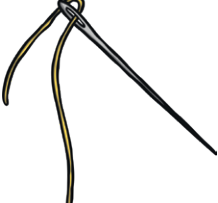






The Letter 'd'

Whoosh up halfway and go round.
Then all the way up and back
down. Kick out **d**'s toe and she's
ready to go!



Find the letter **d** in the words below and draw
a circle around them. Using your finger, draw the
letter **d** in the air.

 dish	 duck	 doll	 needle
 read	 round	 dice	 spider

Now carefully write out six lines of the letter 'd'.

d d d d d d d d d d d d d d


d d d d d d d d d d d d d d

d d d d d d d d d d d d d d

d d d d d d d d d d d d d d

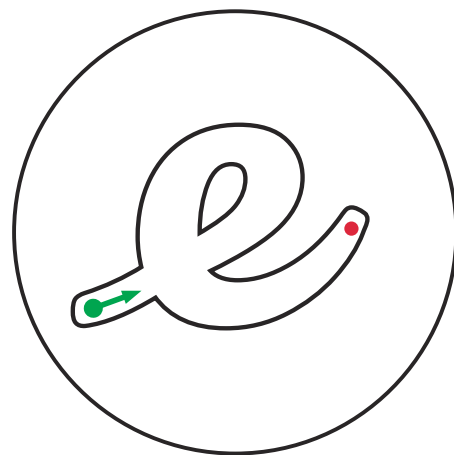
d

d











The Letter 'e'

Whoosh in and curl like a snail and leave an easy joining tail.



Find the letter **e** in the words below and draw a circle around them. Using your finger, draw the letter **e** in the air.

 egg	 elf	 elbow	 bed
 seed	 home	 bean	 plane

Now carefully write out six lines of the letter 'e'.

e e e e e e e e e e e e e e e


e e e e e e e e e e e e e e e

e e e e e e e e e e e e e e e

e e e e e e e e e e e e e e e


e

e











The Letter 'f'

Whoosh in to the top and go round and then zoom under the ground. Under the line, loop the last part and finish your **f** near its start!



Find the letter **f** in the words below and draw a circle around them. Using your finger, draw the letter **f** in the air.

			
fork	flag	fan	fight
			
golf	half	huff	safe

Now carefully write out six lines of the letter 'f'.

f f f f f f f f f f f f f f f


f f f f f f f f f f f f f f f

f f f f f f f f f f f f f f f

f f f f f f f f f f f f f f f

f


f











The Letter 'g'

Whoosh in, go round to the top.

Go down under the line,
loop and stop.



Find the letter **g** in the words below and draw a circle around them. Using your finger, draw the letter **g** in the air.

 gum	 glue	 gate	 goal
 king	 pig	 tiger	 playing

Now carefully write out six lines of the letter 'g'.

g g g g g g g g g g g g g g g


g g g g g g g g g g g g g g g

g g g g g g g g g g g g g g g

g g g g g g g g g g g g g g g

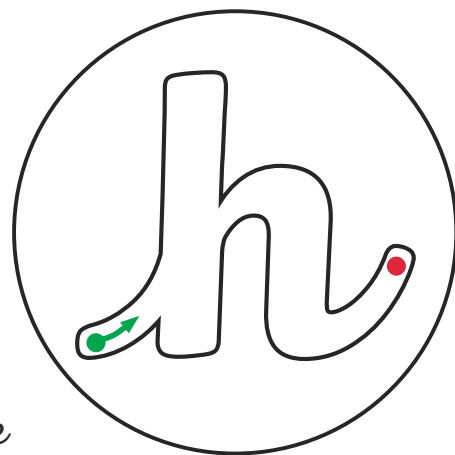
g

g



The Letter 'h'

Whoosh in and up tall and then down. Halfway up, bend over and flick off the ground.



Find the letter **h** in the words below and draw a circle around them. Using your finger, draw the letter **h** in the air.

			
hat	hippo	chick	path
			
shout	hive	dishes	hand

Now carefully write out six lines of the letter 'h'.

h h h h h h h h h h h h h h h

h h h h h h h h h h h h h h h

h h h h h h h h h h h h h h h

h h h h h h h h h h h h h h h

h

h

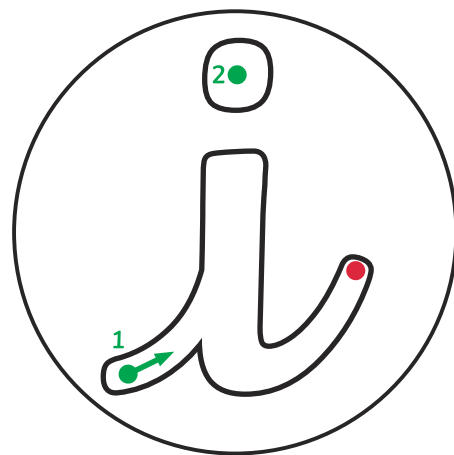










The Letter 'i'

Whoosh up and down,
then kick out a toe.

Add a dot and your **i** is ready to go!

Find the letter **i** in the words below and draw a circle around them. Using your finger, draw the letter **i** in the air.



			
igloo	ice	insect	ship
			
pig	milk	iguana	twins

Now carefully write out six lines of the letter 'i'.

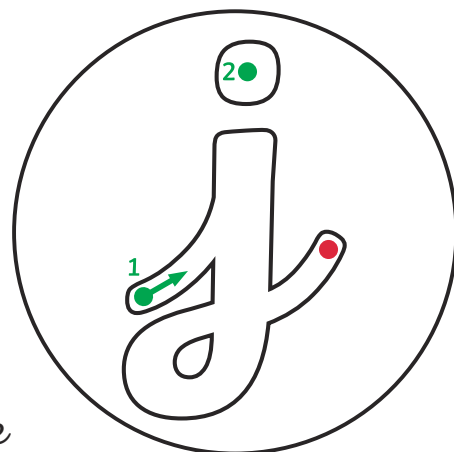












The Letter 'j'

Whoosh up then zoom down under the line.

Loop the tail then add your dot at the right time.




Find the letter **j** in the words below and draw a circle around them. Using your finger, draw the letter **j** in the air.

 jumper	 juice	 jar	 jam
 enjoy	 injury	 joke	 jellyfish

Now carefully write out six lines of the letter 'j'.


Handwriting practice lines for the cursive letter 'j'. The first two lines show the letter 'j' written on four-line guides (top dashed, middle dashed, baseline solid, bottom dashed). The next three lines show the letter 'j' written on three-line guides (top dashed, middle dashed, baseline solid). The final line shows the letter 'j' written on a single solid baseline.











The Letter 'k'

Whoosh up tall and back down,
go halfway up and around.

Go down and out with a flick,
your **k** is ready to kick!



Find the letter **k** in the words below and draw a circle around them. Using your finger, draw the letter **k** in the air.

 kit	 king	 kennel	 kettle
 book	 sack	 bake	 cookie

Now carefully write out six lines of the letter 'k'.

k k k k k k k k k k k k k

k k k k k k k k k k k k k

k k k k k k k k k k k k k

k k k k k k k k k k k k k

k

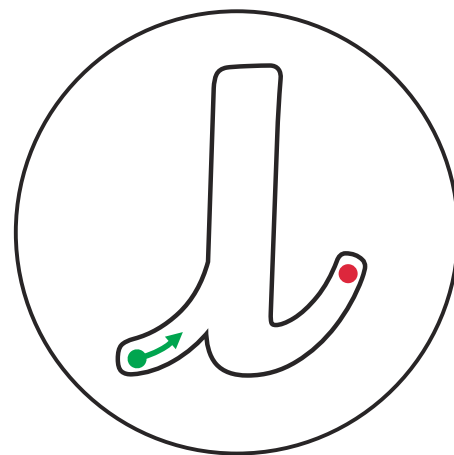
k




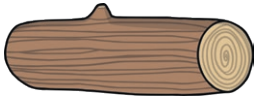






The Letter 'l'

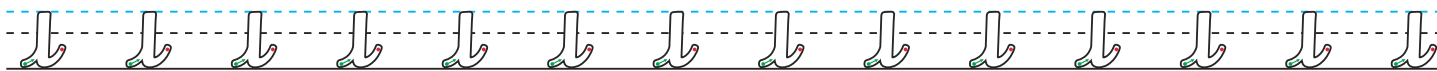
Start up high and then go down – you're doing well. Then the tiniest curl to the right and you have an **l**!


Find the letter **l** in these words and draw a circle around them. Using your finger, draw the letter **l** in the air.



			
jelly	lamp	salad	log
			
lollipop	ruler	lion	flag


Now carefully write out six lines of the letter 'l'.





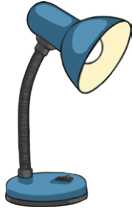







The Letter 'm'

Whoosh in and then down.
Up, over and back to the ground.
Up, over and down again.
Add a flick to finish your **m**!




Find the letter **m** in the words below and draw a circle around them. Using your finger, draw the letter **m** in the air.

			
lemon	swim	lamp	pumpkin
			
monkey	map	mud	moat


Now carefully write out six lines of the letter 'm'.

Handwriting practice lines for the letter 'm'. The first two lines show cursive 'm' with stroke direction arrows. The next two lines show grey cursive 'm' for tracing. The final two lines show the letter 'm' on a three-line grid for independent writing practice.





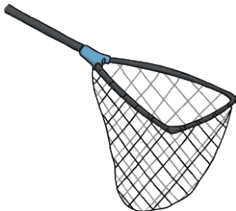





The Letter 'n'

Whoosh in and then down.
Up, over the hump and
flick off the ground.



Find the letter **n** in the words below and draw a circle around them. Using your finger, draw the letter **n** in the air.

			
jungle	pain	honey	hen
			
net	nail	nest	knee

Now carefully write out six lines of the letter 'n'.

n n n n n n n n n n n n n n n


n n n n n n n n n n n n n n n

n n n n n n n n n n n n n n n

n n n n n n n n n n n n n n n

n

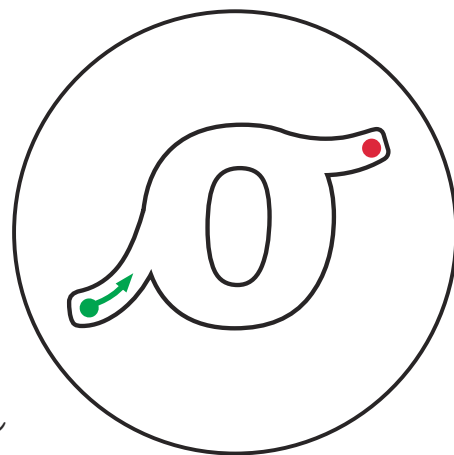
n







The Letter 'o'

Whoosh in round you go.

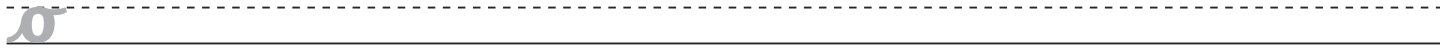
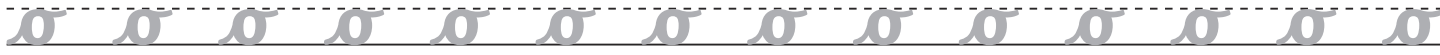
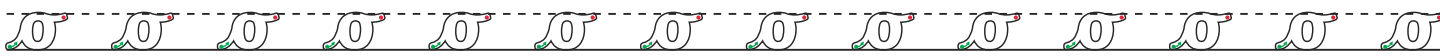
Lead out from the top for your o.




Find the letter **o** in the words below and draw a circle around them. Using your finger, draw the letter **o** in the air.

 orange	 off	 dog	 soap
 robin	 over	 owl	 hero

Now carefully write out six lines of the letter 'o'.

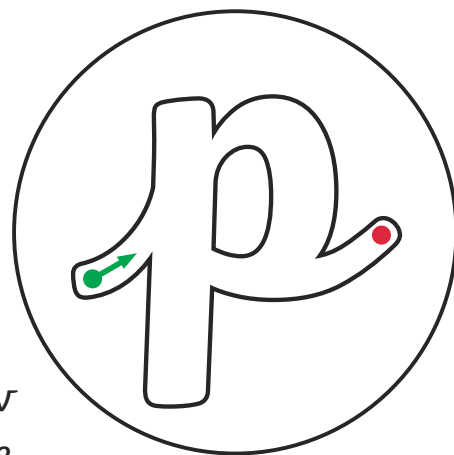




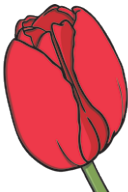

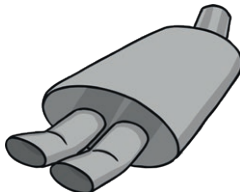



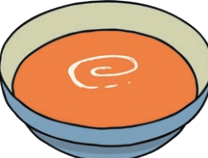

The Letter 'p'

Whoosh in and then go down low.
Back up to the top and round you go.

Lead out at the end so that **p** can
join onto a friend.



Find the **p** sound in the words below and draw
a circle around them. Using your finger, draw the
letter **p** in the air.

			
tulip	stamp	pipe	play
			
pool	pizza	soup	rope

Now carefully write out six lines of the letter 'p'.

p p p p p p p p p p p p p p p


p p p p p p p p p p p p p p p

p p p p p p p p p p p p p p p

p p p p p p p p p p p p p p p

p

p











The Letter 'q'

Whoosh in and round you go, then zoom under the line and kick out **q**'s big toe!

Find the letter **q** in the words below and draw a circle around them. Using your finger, draw the letter **q** in the air.



 <p>quack</p>	 <p>queue</p>	 <p>quill</p>	 <p>quiz</p>
 <p>queen</p>	 <p>liquid</p>	 <p>square</p>	 <p>squash</p>

Now carefully write out six lines of the letter 'q'.

q q q q q q q q q q q q q q q


q q q q q q q q q q q q q q q

q q q q q q q q q q q q q q q

q q q q q q q q q q q q q q q

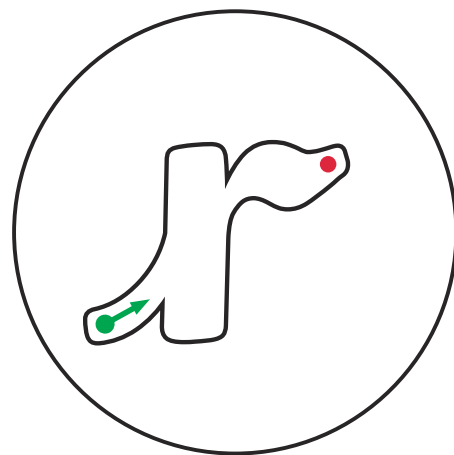
q

q



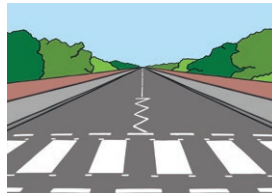


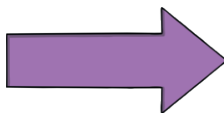




The Letter 'r'

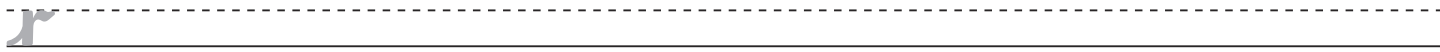
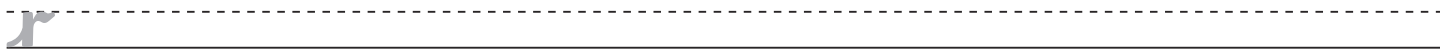
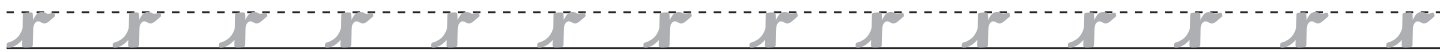
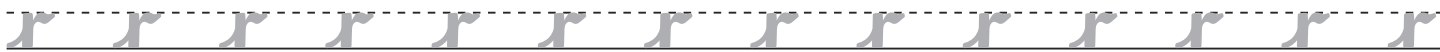
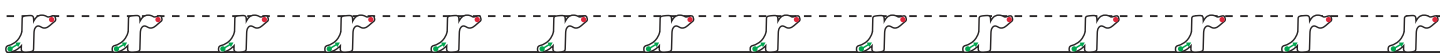
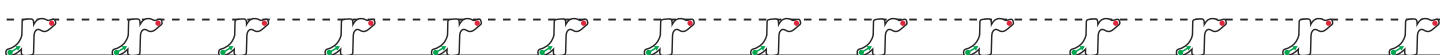
Whoosh to the top to start.
Go down and curve the top
for your **r**.




Find the letter **r** in the words below and draw a circle around them. Using your finger, draw the letter **r** in the air.

			
ride	rope	road	river
			
crawl	arrow	cheer	worm

Now carefully write out six lines of the letter 'r'.














The Letter 's'

Whoosh in and curl left. Curl right then lead out of your **s**.

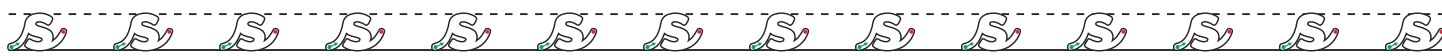
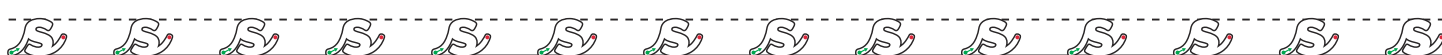
Find the letter **s** in the words below and draw a circle around them.

Using your finger, draw the letter **s** in the air.



 sun	 snail	 school	 scarf
 dash	 vase	 gloves	 mess

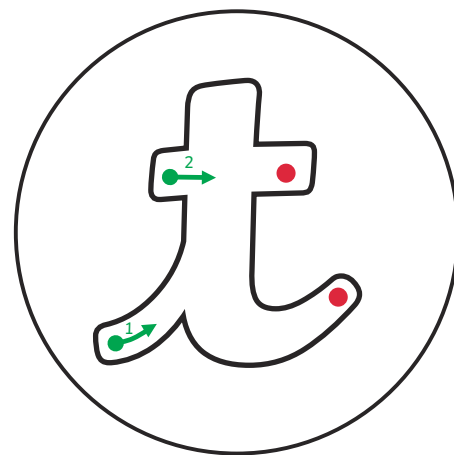
Now carefully write out six lines of the letter 's'.













The Letter 't'

Whoosh to the top and back down.
Then add a flick off of the ground.
You need to cross the **t** with a
straight line on his tummy.



Find the letter **t** in these words and draw a circle around them. Using your finger, draw the letter **t** in the air.

			
triangle	train	tortoise	tree
			
teddy	hat	bite	sweet

Now carefully write out six lines of the letter 't'.

t t t t t t t t t t t t t t t

t t t t t t t t t t t t t t t

t t t t t t t t t t t t t t t

t t t t t t t t t t t t t t t

t

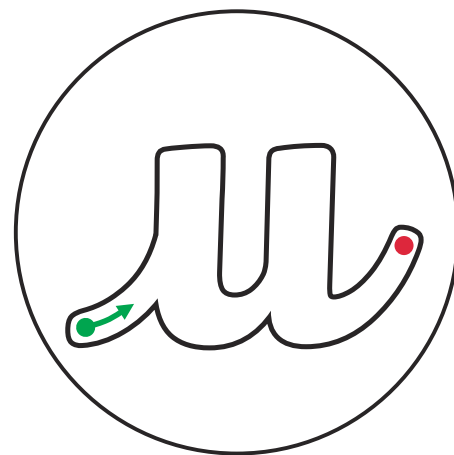
t








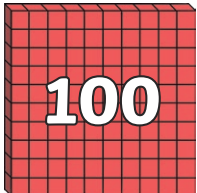


The Letter 'u'

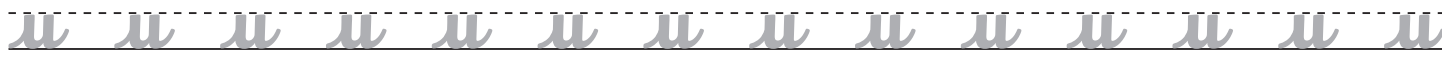
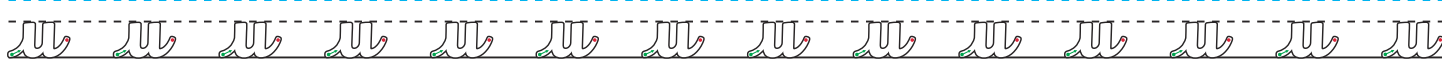
Whoosh up then down. Bend round, go up and down to the ground. Kick out a toe and **u** is ready to go!

Find the letter **u** in the words below and draw a circle around them. Using your finger, draw the letter **u** in the air.



 umbrella	 sunshine	 truck	 jumper
 under	 upstairs	 thumb	 hundred

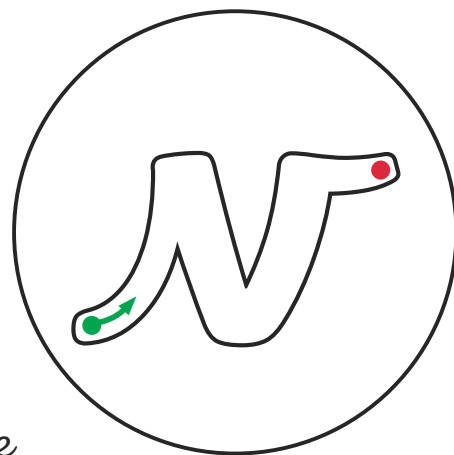
Now carefully write out six lines of the letter 'u'.





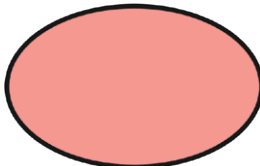







The Letter 'v'

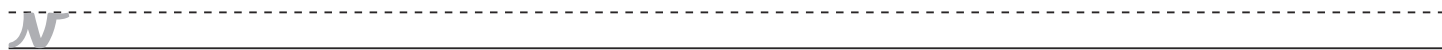
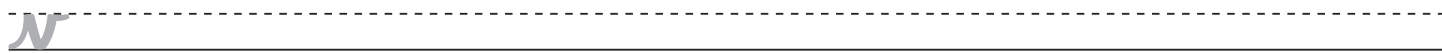
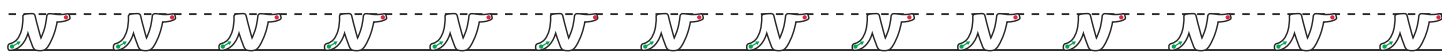
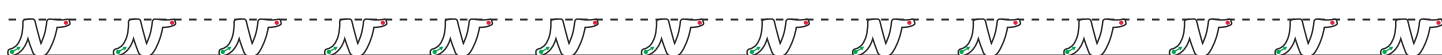
Whoosh up then down into the valley. Zoom back up and across the top to finish your **v**.



Find the letter **v** in the words below and draw a circle around them. Using your finger, draw the letter **v** in the air.

 van	 vine	 oval	 wave
 eleven	 heavy	 veil	 vote

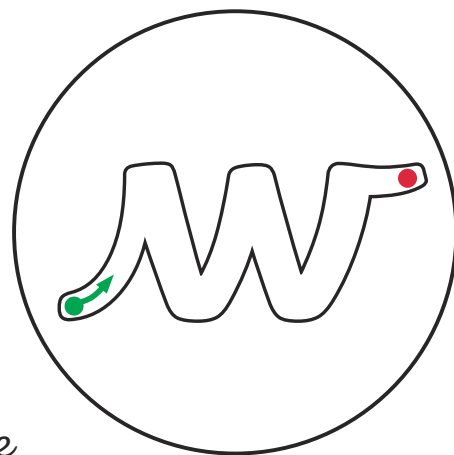
Now carefully write out six lines of the letter 'v'.













The Letter 'w'

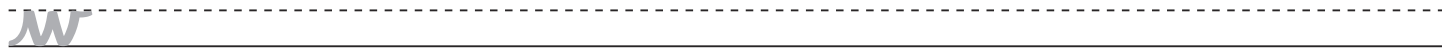
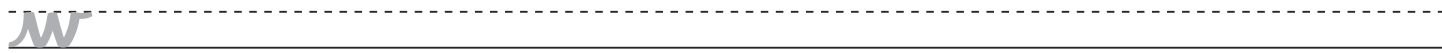
Whoosh in, then down and back up. Down again, up and across at the top.



Find the letter **w** in the words below and draw a circle around them. Using your finger, draw the letter **w** in the air.

 web	 worm	 witch	 wheel
 new	 meow	 shower	 sweets

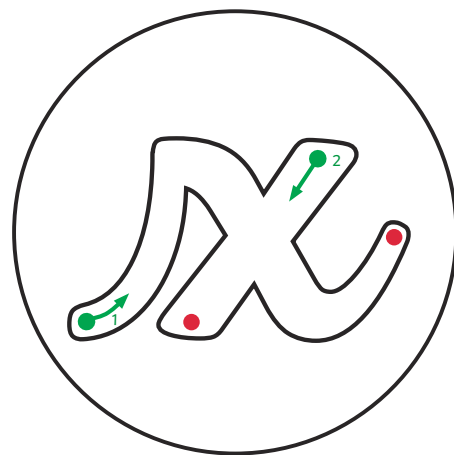
Now carefully write out six lines of the letter 'w'.



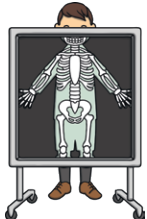

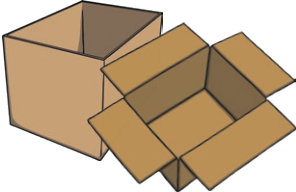







The Letter 'x'



Climb up to the top and then slide down from left to right and have a rest, jump back to the top, go from right to left and you have an **x**!



Find the letter **x** in the words below and draw a circle around them. Using your finger, draw the letter **x** in the air.

 x-ray	 exit	 boxes	 six
 pixie	 text	 wax	 axe


Now carefully write out six lines of the letter 'x'.







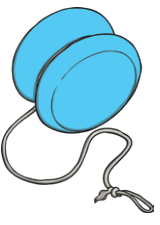





The Letter 'y'

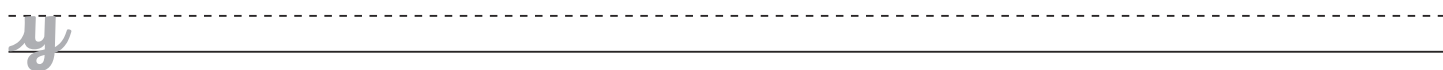
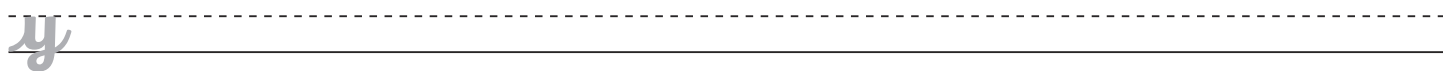
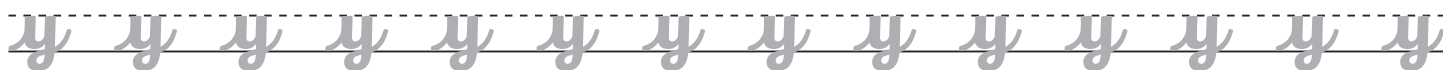
Whoosh up then down and bend round.
Go up then down underground.
Loop the tail under the line.
Lead the **y** out and it's looking fine.



Find the letter **y** in the words below and draw a circle around them. Using your finger, draw the letter **y** in the air.

			
party	jelly	yolk	yawn
			
yo-yo	yoghurt	cry	spy

Now carefully write out six lines of the letter 'y'.



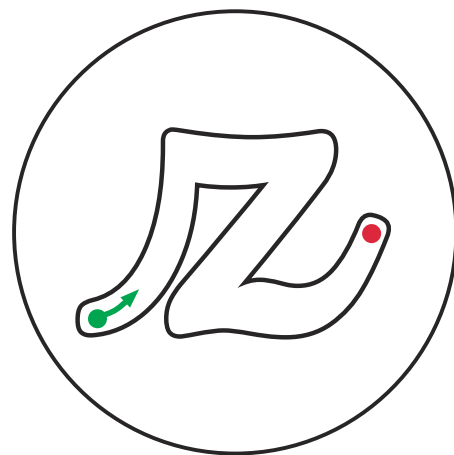










The Letter 'z'

Whoosh up then to the right.
Zigzag down and back to the right!

Find the letter **z** in the words below
and draw a circle around them.

Using your finger, draw the letter **z** in the air.



 zebra	 zap	 zoom	 zero
 maze	 razor	 snooze	 fizz

Now carefully write out six lines of the letter 'z'.

z z z z z z z z z z z z z z z

z z z z z z z z z z z z z z z

z z z z z z z z z z z z z z z

z z z z z z z z z z z z z z z

z

z