

# Year 2 Home Learning

## for the week of 18<sup>th</sup> May 2020



Hello!



The activities for this week are outlined in this powerpoint and, as before, the links to tv programmes, video clips and tasks are included.

Remember, you can listen to the story of The Twits online @ <https://www.youtube.com/watch?v=EgppUh8ukZ8> if you haven't got a copy of the book.

There are some maths worksheets on the Queensgate website as usual and an alternative 'homophones' task.

Hope you have a good week.

### Quick Links:-

Bug Club – [www.activelearnprimary.co.uk](http://www.activelearnprimary.co.uk)

Oxford Owl – [www.oxfordowl.co.uk](http://www.oxfordowl.co.uk)

PhonicsPlay - <https://new.phonicsplay.co.uk/>  
(username: march20 password: home)

Discovery Education/Espresso -

<https://online.espresso.co.uk/espresso/login/Authn/UserPassword>  
(login = Student16519 password = student)

Rock Stars – [www.ttrockstars.com](http://www.ttrockstars.com)

Mental Maths Games - [www.topmarks.co.uk](http://www.topmarks.co.uk)

BBC Bitesize - <https://www.bbc.co.uk/bitesize/dailylessons>

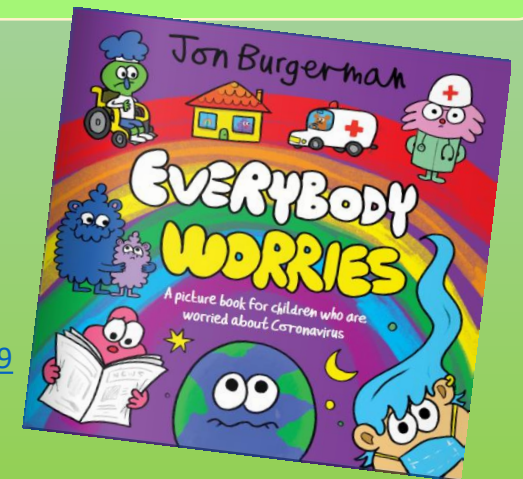
Top Marks - <https://www.topmarks.co.uk/maths-games/>

### Internet safety

Please be aware that some of the video clips are on YouTube.  
An adult should supervise any access to internet sites.

This is a very simple story,  
written for children who are  
worried about the coronavirus.  
You can read it, or share it, for  
free at

<https://en.calameo.com/read/000777721945cfe5bb9cc?authid=Xu9pcOzU3TQx>



# Reading Activities

Follow this link to the BBC Bitesize reading lesson ...  
<https://www.bbc.co.uk/bitesize/articles/zmp2mfr>

Listen to Naomi Wilkinson read extracts from the story and then have a go at the three activities.

You can record your work straight into your book.

Listen to Emily Gravett read her story at:  
<https://www.youtube.com/watch?v=b45BR6MtbCA>

7 May: English



Reading lesson: Cyril and Pat by Emily Gravett

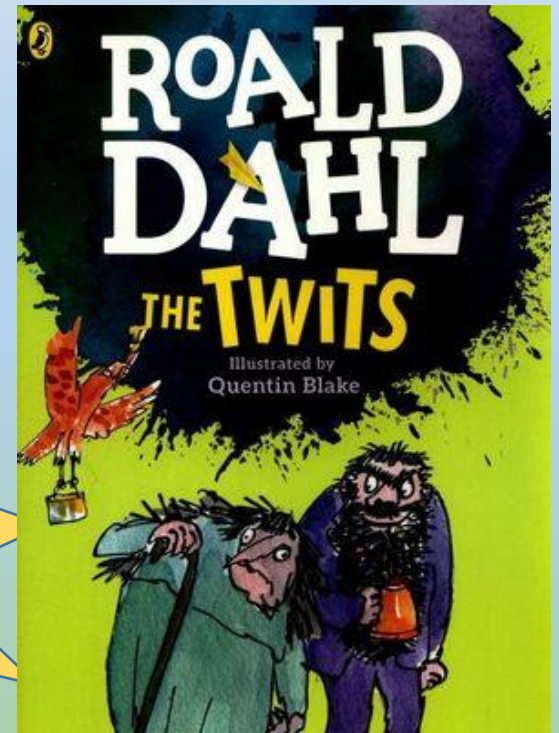
7 May - Practise answering questions using the text, inferring what characters might say to each other and explaining what words mean



Cyril is the only squirrel in Lake Park, and he's very lonely. Until one day he meets Pat, the big, grey other squirrel and they have lots of adventures and fun together. But is Pat a squirrel, or not? Published by Two Hoots.

Read to the end of The Twits chapter called 'Four sticky little boys' – or listen to it online @ <https://www.youtube.com/watch?v=EgppUh8ukZ8>  
Or listen to Mrs Gibbins reading the chapter @ <https://www.youtube.com/watch?v=uee9aEPBZcM>

Remember to use BugClub for reading and comprehension.



## Challenge.

Find out more about Emily Gravett and some of the books she has written at: <https://www.emilygravett.com/>



Learn how to draw & paint Cyril & Pat with Emily Gravett  
<https://www.youtube.com/watch?v=b45BR6MtbCA>

<https://www.youtube.com/watch?v=b45BR6MtbCA>



# Writing

## Four sticky little boys

The boys were terrified.

'He's going to boil us!' cried one of them.

'He'll stew us alive!' wailed the second one.

'He'll cook us with carrots!' cried the third.

But the fourth little boy, who had more sense than the others, whispered, 'Listen, I've just had an idea. We are only stuck by *the seats of our pants*. So quick! Unbutton your pants and slip out of them and fall to the ground.'

### 1. Statement Sentence -

Simply tells the reader something.

Ends with a full stop.

*Mr. Twit started to climb the tree.*

### 2. Question Sentence

Uses a question word. Ends with a ?

*What will Mr. Twit do with us ?*

### 3. Exclamatory Sentence

A dramatic sentence. Ends with a !

*He'll cook us and turn us into a pie!*

(What do you think Mr Twit would do to the boys?)

### 4. Command Sentence

When you tell someone to do something.

This starts with the imperative verb.

*Jump down from the tree and run!*

(How would you escape?)

In Year 2 you need to know 4 types of sentences and be able to use the correct end punctuation.

Write an example of each type of sentence to go with this part of the story. I have given you an example of each. Now write your own...

### Success =

- ✓ Neat handwriting – some joined
- ✓ Correct end punctuation. Full stop ? !



# Writing

## Homophones

Homophones are words that sound the same but have a different meaning and spelling.

Read the sentences below and choose the correct homophone.

Mr Twit **wood/ would** like to go and catch some birds for his bird pie.

When Mrs Twit went out at **knight/night** she was up to no good.

The boys could **be/bee** in a lot of trouble stuck up the tree.

Mrs Twit went **of/off** to find Mr Twit up the tree.

The birds **new/knew** that the tree was sticky.

The boys had a **grate/great** adventure but were lucky to escape!

Either -

Write your own sentences using the homophone that is in bold print.

***bear/ bare***

***witch/ which***

***pour/ poor***

Or -

Use the worksheet from the website to cut and stick to match the pictures and the homophones.

# Maths - Measuring Capacity

$$1000\text{ml} = 1\text{l}$$

Follow these links and watch 2 short video clips on BBC Bitesize about measuring capacity and reading scales.



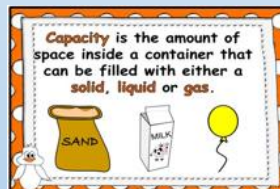
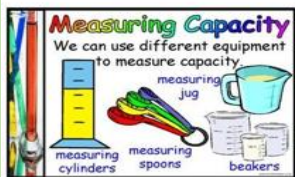


<https://www.bbc.co.uk/bitesize/topics/zt9k7ty/articles/zp8crdm>

<https://www.bbc.co.uk/bitesize/clips/zk8jxnb>

You could also look at the videos and activities linked to measuring capacity on Espresso. Follow the link and scroll through to find the videos 'Comparing measures: making hot chocolate' and 'Measuring capacity: the beach party'. Then find the on-line activities under the Capacity heading.

[https://central.espresso.co.uk/espresso/primary\\_uk/subject/module/frontscreen/item849225/grade1/index.html](https://central.espresso.co.uk/espresso/primary_uk/subject/module/frontscreen/item849225/grade1/index.html)



Remember to use Rockstars and Hit the Button to practise your tables and mental maths.

Find the Mini Maths and 10 Minute Maths Challenges on the Queensgate website.

Practise measuring capacity and reading scales using containers of different sizes, a measuring jug and water. Choose 8 different containers from around your house. Label them 1 to 8.





- Which container holds the most liquid? Which holds the least? Put them in order.
- How many of the smallest container full of water are needed to fill each of the other containers?
- Draw this investigation in your book and record your answers?

Now you will need a measuring jug with a scale.

- Estimate the capacity of each container first.
- Then measure how much liquid is needed to fill each one.
- Record this in your book

## How much does it hold?



3 worksheets to practise reading scales - on the website.

- ❖ Look at the labels on bottles, jars and cartons to find the capacity. Is it written in millilitres or litres?
- ❖ Use these websites to play some capacity on-line games

<http://www.ictgames.com/mobilePage/capacity/index.html>

<https://www.transum.org/Maths/Activity/ReadingScales/Default.asp?Level=1>

# Topic - Charles Darwin and his voyage of discovery



Here are some facts  
about the  
Galapagos islands.  
Read them and choose the  
correct missing word to  
fill in the blank spaces.



The Galapagos islands are found in  
the \_\_\_\_\_ ocean.

The Galapagos are a group of islands  
formed by \_\_\_\_\_

There are \_\_\_\_\_ main islands that  
make up the Galapagos islands.

The weather is very \_\_\_\_\_

There are different \_\_\_\_\_ of  
tortoise on each island.

The most famous resident of the  
Galapagos islands was \_\_\_\_\_  
George

Lonesome George was a giant \_\_\_\_\_  
tortoise.

George died in 2012. He was  
\_\_\_\_\_ years old!

## Creative Tasks

- Make or draw a volcano.
- Make you own island...  
(you could use lego!)
- Include the animals you have  
learnt about.

**Word Bank:** kinds Pacific volcanoes 18 100 cold/hot Lonesome Pinta