































Interpret pictograms (1-1)



1 Answer the questions.































a This pictogram shows the results of 30 children's favourite fruit.

Fruit	
Apple	          
Orange	       
Banana	     
Pear	    

KEY: Each fruit = 1

- Which fruit is the most popular? _____
- Which fruit is the least popular? _____
- How many apples are there? _____
- How many bananas are there? _____
- How many oranges are there? _____
- How many pears are there? _____

b This pictogram shows the results of 30 children's favourite lolly flavours.





Flavour	
Blackcurrant	         
Lime	   
Orange	       
Strawberry	       


KEY:  = 1

- Which flavour is the most popular? _____
- Which flavour is the least popular? _____
- How many blackcurrant lollies are there? _____
- How many strawberry lollies are there? _____
- How many lime lollies are there? _____
- How many orange lollies are there? _____

1 Answer the questions.

a This pictogram shows animals seen in the zoo by Year 2.

Animal	
Elephants	
Lion	
Giraffe	
Rhino	

KEY:  = 1

There are _____ elephants.

There are _____ rhinos.





There are _____ lions.

There are _____ giraffes.

There are _____ more elephants than lions.

There are _____ fewer rhinos than giraffes.

b This pictogram shows Year 2’s favourite flavour of juice.

Flavour	
Blackcurrant	
Lemon	
Orange	
Strawberry	

KEY:  = 1

There are _____ children who like blackcurrant.

There are _____ children who like orange.

There are _____ children who like strawberry.

There are _____ children who like lemon.

There is _____ more child who prefers blackcurrant to orange.































There is _____ fewer child who prefers lemon to strawberry.

Interpret pictograms (1-1)



1 Answer the questions.































a This pictogram shows the results of a group of children's favourite fruit.

Fruit	
Apple	         
Orange	       
Banana	     
Pear	     

KEY: Each fruit = 1

- How many more apples are there than bananas? _____
- How many fewer pears are there than oranges? _____
- How many apples and oranges altogether? _____
- How many bananas and pears altogether? _____
- Which fruit is the most popular? _____
- How many of each fruit altogether? _____





b This pictogram shows the results of a group of children's favourite lolly flavours.


Flavour	
Blackcurrant	         
Lime	   
Orange	       
Strawberry	       

KEY:  = 1

- How many more blackcurrant lollies than orange lollies? _____
- How many fewer lime lollies than strawberry lollies? _____
- How many lime and orange lollies altogether? _____
- How many strawberry and blackcurrant lollies altogether? _____
- Which lolly is the most popular? _____
- How many of each of the lollies altogether? _____

- 1 Answer the questions.
- a This pictogram shows animals seen in the zoo by Year 2.

Fruit	
Elephants	
Lion	
Giraffe	
Rhino	

KEY:  = 1

How many children like lions? _____

How many like the least popular animal? _____





There are _____ children who like elephants.


There are _____ children who like giraffes.

How many more children like elephants than giraffes? _____

How many fewer children like rhinos than lions? _____

- b This pictogram shows Year 2's favourite flavour of juice.

Flavour	
Blackcurrant	
Lemon	
Orange	
Strawberry	

KEY:  = 1

How many children like blackcurrant? _____

How many like the least popular flavour? _____

There are _____ children who like strawberry.


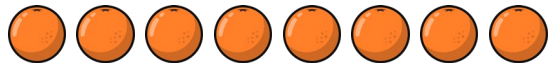


There are _____ children who like orange.

How many more children like blackcurrant than lemon? _____

How many fewer children like strawberry than orange? _____

1 Answer the questions.





a This pictogram shows the results of a group of children’s favourite fruit.

Animal	
Apple	
Orange	
Banana	
Pear	

KEY: Each fruit = 1

- How many more apples are there than bananas? _____
- How many fewer pears are there than oranges? _____
- How many apples and oranges altogether? _____
- How many bananas and pears altogether? _____
- Which fruit is the most popular? _____
- How many of each fruit altogether? _____

b This pictogram shows the results of a group of children’s favourite lolly flavours.































Flavour	
Blackcurrant	
Lime	
Orange	
Strawberry	

KEY:  = 1

- How many more blackcurrant lollies than orange lollies? _____
- How many fewer lime lollies than strawberry lollies? _____
- How many lime and orange lollies altogether? _____
- How many strawberry and blackcurrant lollies altogether? _____
- Which lolly is the most popular? _____
- How many of each of the lollies altogether? _____

1 Answer the questions.

a This pictogram shows animals seen in the zoo by Year 2.

Animal	
Elephants	         
Lion	       
Giraffe	      
Rhino	    

KEY:  = 1

How many children like lions? _____

How many like the least popular animal? _____































There are _____ children who like elephants.

There are _____ children who like giraffes.

How many more children like elephants than giraffes? _____

How many fewer children like rhinos than lions? _____

b This pictogram shows Year 2’s favourite flavour of juice.

Flavour	
Blackcurrant	        
Lemon	     
Orange	       
Strawberry	      

KEY:  = 1

How many children like blackcurrant? _____

How many like the least popular flavour? _____

There are _____ children who like strawberry.

There are _____ children who like orange.

How many more children like blackcurrant than lemon? _____

How many fewer children like strawberry than orange? _____

Challenge Cards – Interpret pictograms (1-1)





















Problem solving and reasoning cards:



What does this pictogram show?

What can you see?

What can you work out?

Mini-beasts	
Worms	   
Ladybirds	     
Centipedes	      
Spiders	  

KEY:  = 1




































Use the clues to complete the pictogram.

- There are 10 birch trees.
- There are 3 fewer ash than birch.
- There are 5 more birch than fir.
- There are 25 trees in total.

Tree	
Ash	
Oak	
Birch	
Fir	













































This pictogram represent the tally chart. True or false? Explain your answer.

Flower	Tally
Rose	
Daisy	
Tulip	
Snowdrop	

Flower	
Rose	       
Daisy	        
Tulip	         
Snowdrop	       

Tick (✓) the box that represents the tally chart. Explain how you know.

Fruit	Tally
Apple	
Banana	
Orange	

              	<input type="checkbox"/>
              	<input type="checkbox"/>
             	<input type="checkbox"/>